

Local Market Update – July 2023

A RESEARCH TOOL PROVIDED BY THE COLUMBUS REALTORS®
BASED ON RESIDENTIAL LISTING DATA ONLY



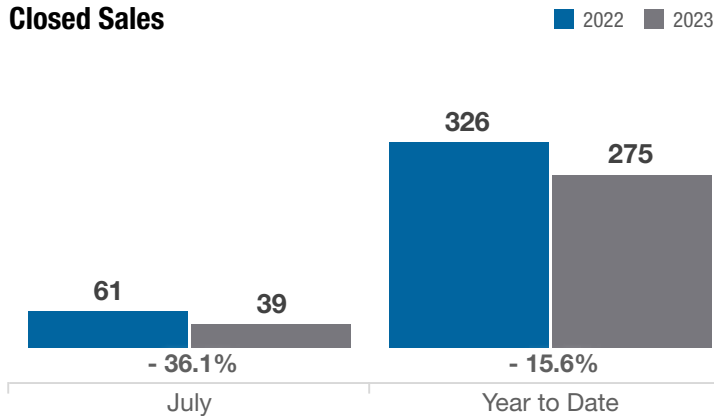
Delaware City School District

Delaware County

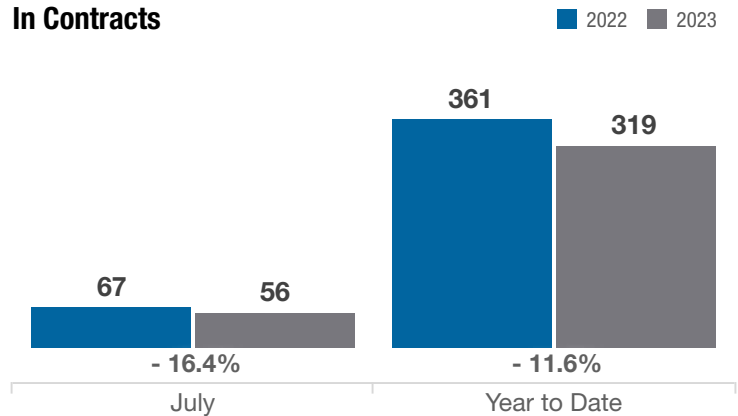
| Key Metrics | July | | | Year to Date | | |
|--|-----------|-----------|----------|--------------|-------------|----------|
| | 2022 | 2023 | % Change | Thru 7-2022 | Thru 7-2023 | % Change |
| Closed Sales | 61 | 39 | - 36.1% | 326 | 275 | - 15.6% |
| In Contracts | 67 | 56 | - 16.4% | 361 | 319 | - 11.6% |
| Average Sales Price* | \$334,811 | \$346,134 | + 3.4% | \$319,067 | \$342,904 | + 7.5% |
| Median Sales Price* | \$345,000 | \$333,051 | - 3.5% | \$325,000 | \$345,000 | + 6.2% |
| Average Price Per Square Foot* | \$186.41 | \$186.45 | + 0.0% | \$182.34 | \$187.57 | + 2.9% |
| Percent of Original List Price Received* | 101.2% | 102.6% | + 1.4% | 104.0% | 100.4% | - 3.5% |
| Percent of Last List Price Received* | 101.8% | 102.7% | + 0.9% | 104.3% | 101.4% | - 2.8% |
| Days on Market Until Sale | 10 | 33 | + 230.0% | 14 | 32 | + 128.6% |
| New Listings | 69 | 65 | - 5.8% | 400 | 322 | - 19.5% |
| Median List Price of New Listings | \$324,900 | \$329,900 | + 1.5% | \$319,400 | \$332,733 | + 4.2% |
| Median List Price at Time of Sale | \$325,000 | \$325,765 | + 0.2% | \$299,900 | \$339,900 | + 13.3% |
| Inventory of Homes for Sale | 53 | 48 | - 9.4% | — | — | — |
| Months Supply of Inventory | 1.0 | 1.1 | + 10.0% | — | — | — |

* Does not account for sale concessions and/or downpayment assistance. | Percent changes are calculated using rounded figures and can sometimes look extreme due to small sample size.

Closed Sales

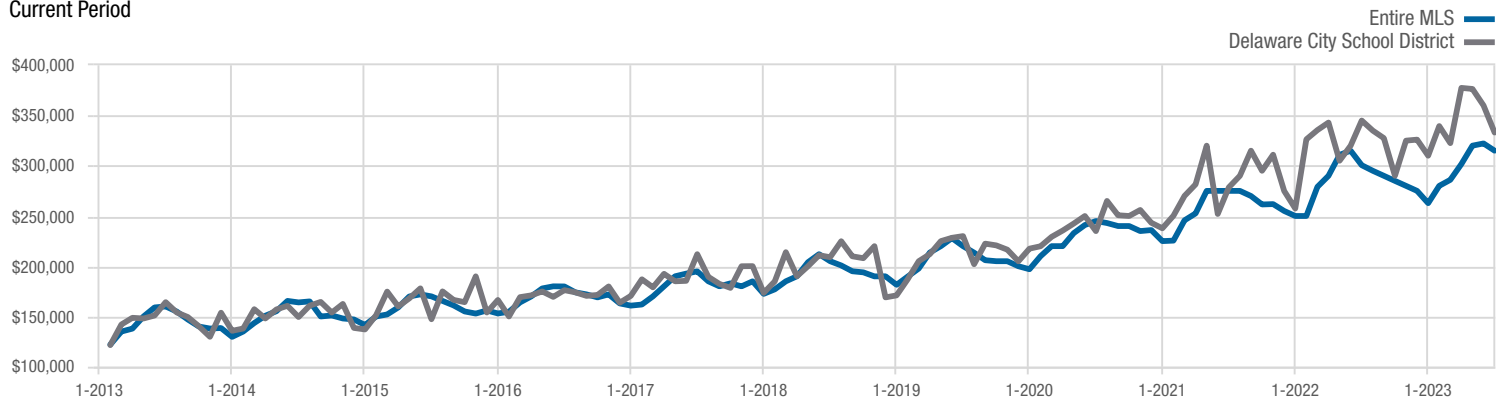


In Contracts



Median Sales Price

Current Period



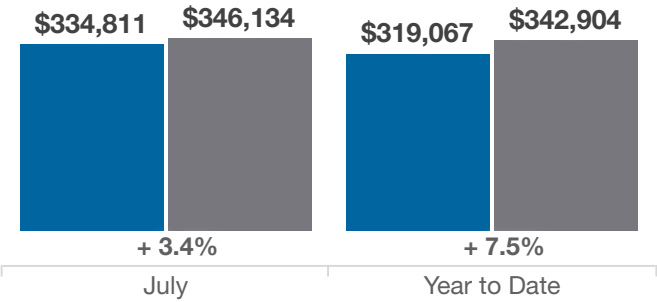
Each data point represents the median sales price in a given month.

Delaware City School District

Delaware County

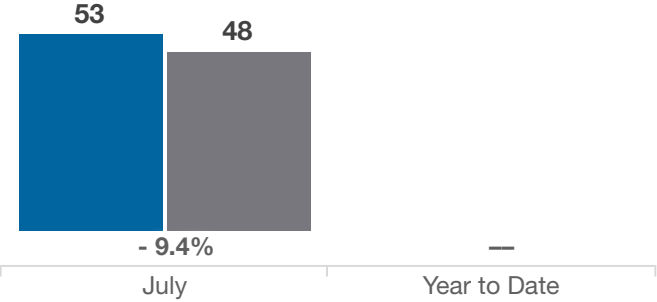
Average Sales Price

20222023



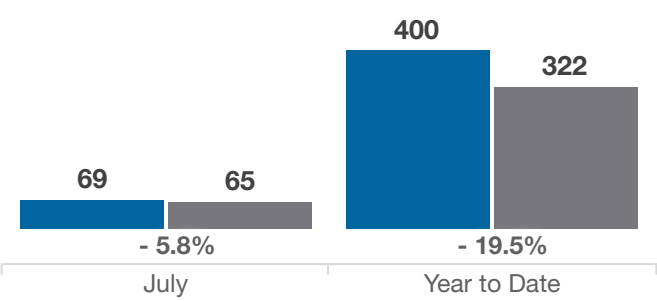
Inventory of Homes for Sale

20222023



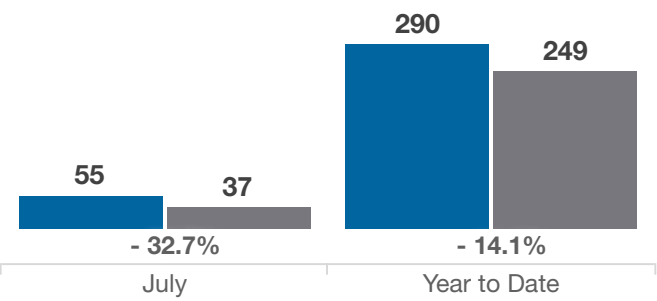
New Listings

20222023



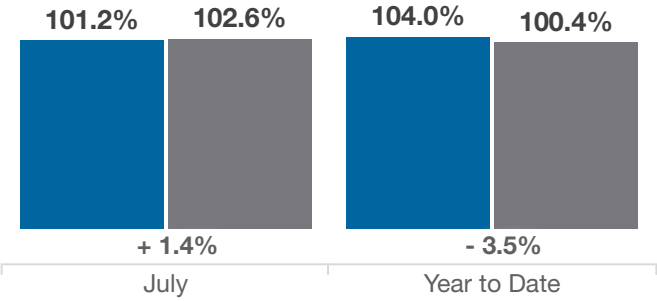
Single Family Sales

20222023



Pct. Of Orig. List Price Received

20222023



Condo Sales

20222023

