

# Local Market Update – July 2023

A RESEARCH TOOL PROVIDED BY THE COLUMBUS REALTORS®  
BASED ON RESIDENTIAL LISTING DATA ONLY

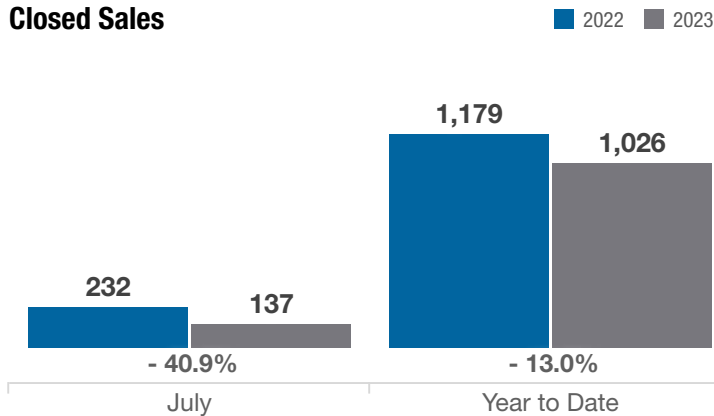


## Fairfield County

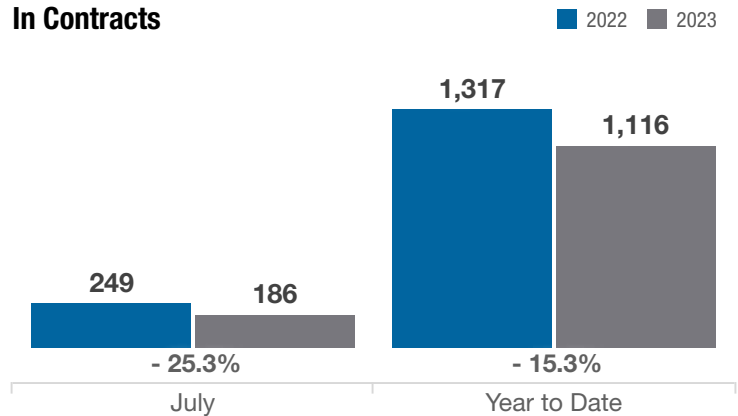
Key Metrics	July			Year to Date		
	2022	2023	% Change	Thru 7-2022	Thru 7-2023	% Change
Closed Sales	232	137	- 40.9%	1,179	1,026	- 13.0%
In Contracts	249	186	- 25.3%	1,317	1,116	- 15.3%
Average Sales Price*	\$344,586	\$359,267	+ 4.3%	\$327,439	\$336,429	+ 2.7%
Median Sales Price*	\$326,250	\$345,000	+ 5.7%	\$310,000	\$323,913	+ 4.5%
Average Price Per Square Foot*	\$175.06	\$178.43	+ 1.9%	\$170.35	\$173.69	+ 2.0%
Percent of Original List Price Received*	103.2%	100.3%	- 2.8%	102.9%	99.2%	- 3.6%
Percent of Last List Price Received*	103.6%	101.2%	- 2.3%	103.5%	100.6%	- 2.8%
Days on Market Until Sale	10	16	+ 60.0%	13	22	+ 69.2%
New Listings	261	192	- 26.4%	1,492	1,228	- 17.7%
Median List Price of New Listings	\$324,000	\$366,500	+ 13.1%	\$314,000	\$339,250	+ 8.0%
Median List Price at Time of Sale	\$312,500	\$339,900	+ 8.8%	\$299,900	\$319,900	+ 6.7%
Inventory of Homes for Sale	208	200	- 3.8%	—	—	—
Months Supply of Inventory	1.1	1.2	+ 9.1%	—	—	—

\* Does not account for sale concessions and/or downpayment assistance. | Percent changes are calculated using rounded figures and can sometimes look extreme due to small sample size.

### Closed Sales

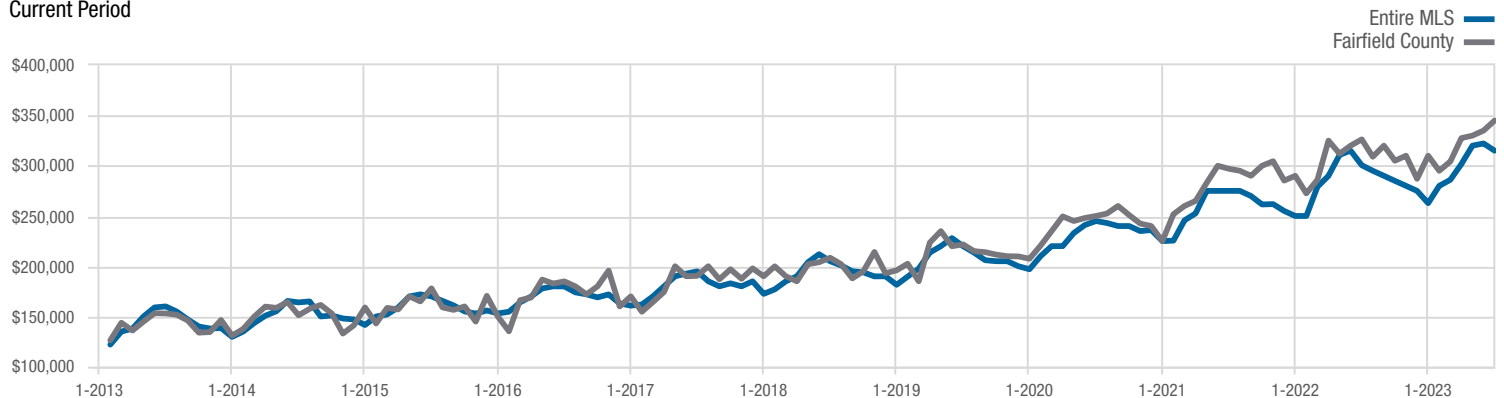


### In Contracts



### Median Sales Price

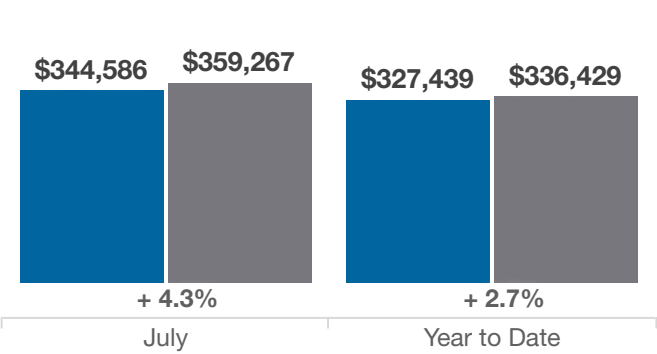
Current Period



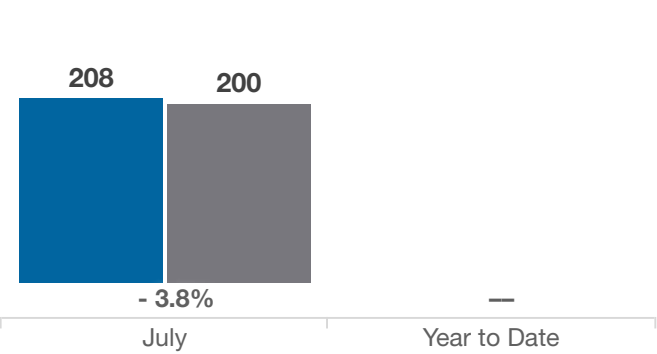
Each data point represents the median sales price in a given month.

Fairfield County

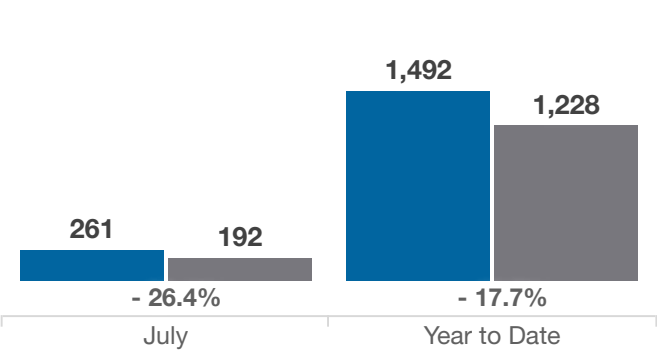
Average Sales Price



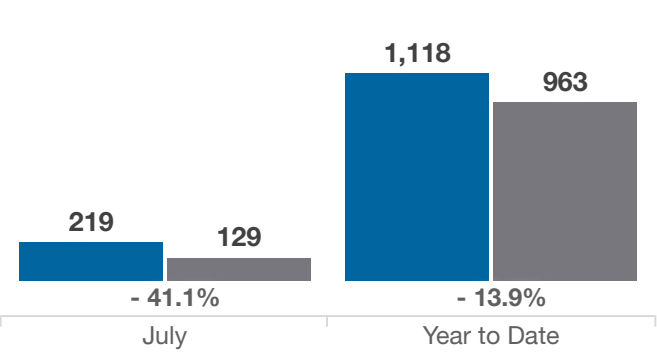
Inventory of Homes for Sale



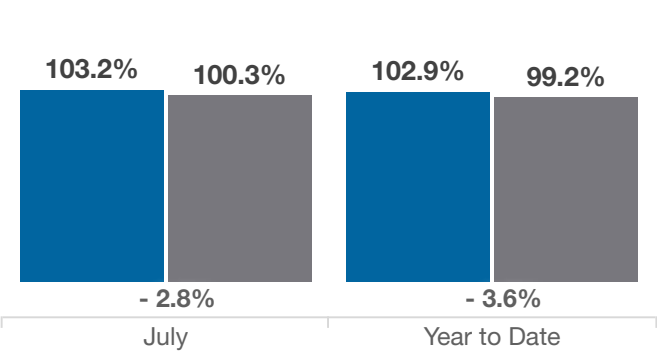
New Listings



Single Family Sales



Pct. Of Orig. List Price Received



Condo Sales

