

Local Market Update – July 2023

A RESEARCH TOOL PROVIDED BY THE COLUMBUS REALTORS®
BASED ON RESIDENTIAL LISTING DATA ONLY



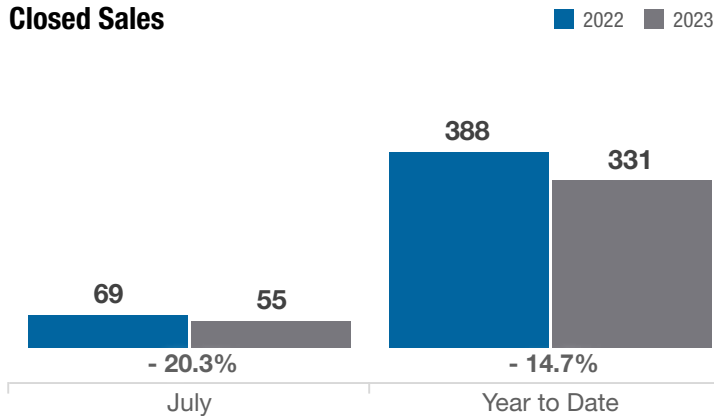
Gahanna Jefferson City School District

Franklin County

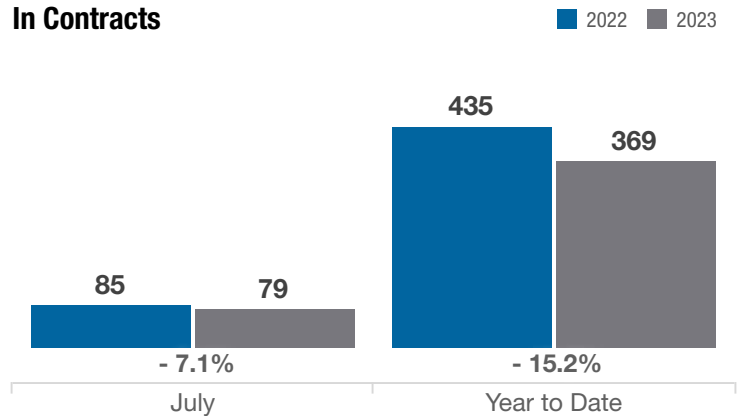
Key Metrics	July			Year to Date		
	2022	2023	% Change	Thru 7-2022	Thru 7-2023	% Change
Closed Sales	69	55	- 20.3%	388	331	- 14.7%
In Contracts	85	79	- 7.1%	435	369	- 15.2%
Average Sales Price*	\$415,493	\$402,537	- 3.1%	\$412,785	\$425,411	+ 3.1%
Median Sales Price*	\$365,000	\$355,000	- 2.7%	\$360,000	\$370,000	+ 2.8%
Average Price Per Square Foot*	\$201.43	\$200.68	- 0.4%	\$198.52	\$202.95	+ 2.2%
Percent of Original List Price Received*	103.7%	102.2%	- 1.4%	105.9%	101.1%	- 4.5%
Percent of Last List Price Received*	104.5%	102.7%	- 1.7%	106.0%	101.9%	- 3.9%
Days on Market Until Sale	11	11	0.0%	11	17	+ 54.5%
New Listings	100	70	- 30.0%	501	409	- 18.4%
Median List Price of New Listings	\$367,450	\$372,250	+ 1.3%	\$349,000	\$375,000	+ 7.4%
Median List Price at Time of Sale	\$350,000	\$350,000	0.0%	\$339,999	\$350,000	+ 2.9%
Inventory of Homes for Sale	68	56	- 17.6%	—	—	—
Months Supply of Inventory	1.0	1.1	+ 10.0%	—	—	—

* Does not account for sale concessions and/or downpayment assistance. | Percent changes are calculated using rounded figures and can sometimes look extreme due to small sample size.

Closed Sales

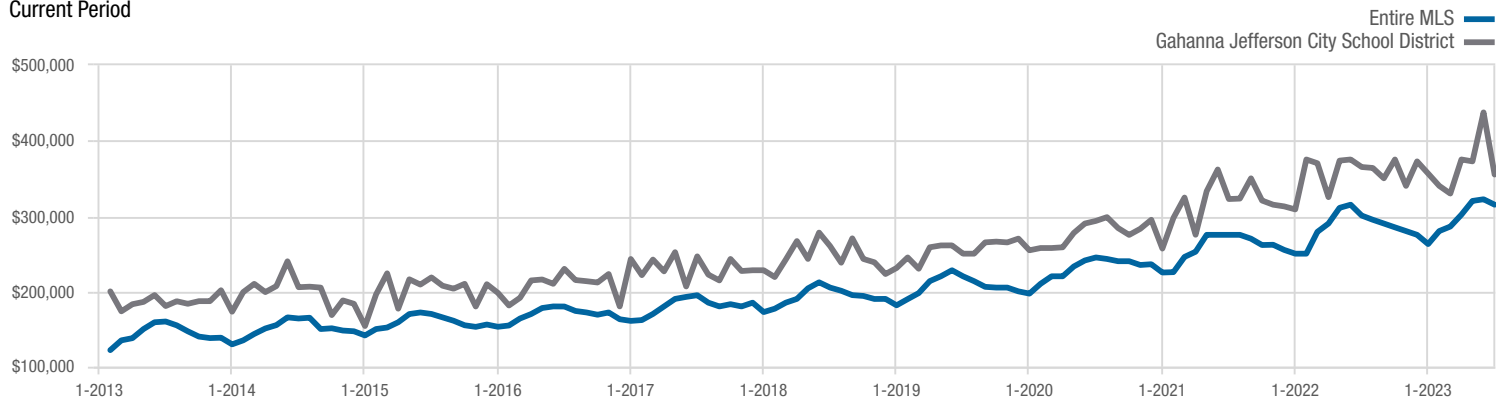


In Contracts



Median Sales Price

Current Period



Each data point represents the median sales price in a given month.

Gahanna Jefferson City School District

Franklin County

