

Local Market Update – July 2023

A RESEARCH TOOL PROVIDED BY THE COLUMBUS REALTORS®
BASED ON RESIDENTIAL LISTING DATA ONLY



Minerva Park (Corp.)

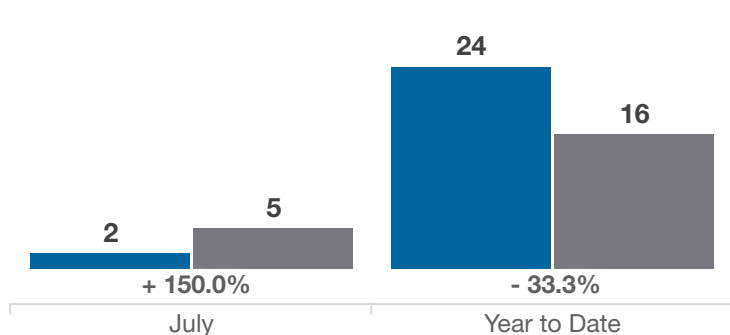
Franklin County

| Key Metrics | July | | | Year to Date | | |
|--|-----------|-----------|----------|--------------|-------------|----------|
| | 2022 | 2023 | % Change | Thru 7-2022 | Thru 7-2023 | % Change |
| Closed Sales | 2 | 5 | + 150.0% | 24 | 16 | - 33.3% |
| In Contracts | 4 | 6 | + 50.0% | 22 | 20 | - 9.1% |
| Average Sales Price* | \$336,250 | \$350,800 | + 4.3% | \$317,504 | \$350,613 | + 10.4% |
| Median Sales Price* | \$336,250 | \$343,000 | + 2.0% | \$304,500 | \$354,950 | + 16.6% |
| Average Price Per Square Foot* | \$212.02 | \$198.20 | - 6.5% | \$199.21 | \$204.96 | + 2.9% |
| Percent of Original List Price Received* | 107.0% | 99.6% | - 6.9% | 107.8% | 102.0% | - 5.4% |
| Percent of Last List Price Received* | 107.0% | 99.6% | - 6.9% | 108.0% | 102.9% | - 4.7% |
| Days on Market Until Sale | 4 | 6 | + 50.0% | 5 | 12 | + 140.0% |
| New Listings | 6 | 6 | 0.0% | 29 | 23 | - 20.7% |
| Median List Price of New Listings | \$264,950 | \$351,950 | + 32.8% | \$295,000 | \$359,900 | + 22.0% |
| Median List Price at Time of Sale | \$313,700 | \$349,900 | + 11.5% | \$274,900 | \$352,450 | + 28.2% |
| Inventory of Homes for Sale | 5 | 2 | - 60.0% | — | — | — |
| Months Supply of Inventory | 1.3 | 0.6 | - 53.8% | — | — | — |

* Does not account for sale concessions and/or downpayment assistance. | Percent changes are calculated using rounded figures and can sometimes look extreme due to small sample size.

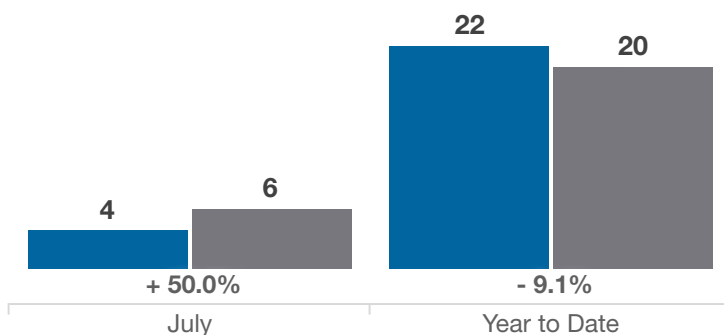
Closed Sales

■ 2022 ■ 2023



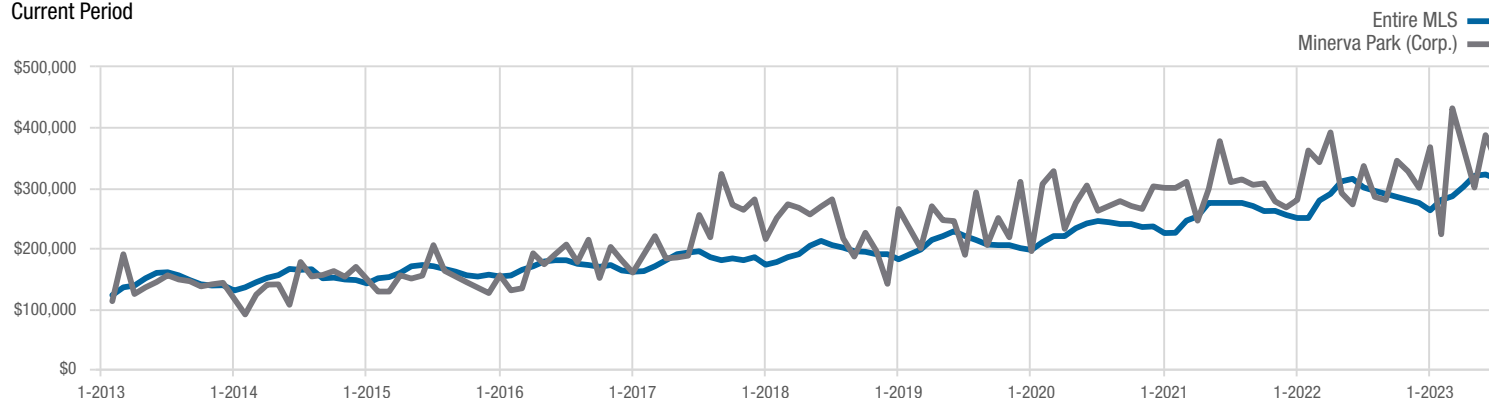
In Contracts

■ 2022 ■ 2023



Median Sales Price

Current Period



Each data point represents the median sales price in a given month.

Minerva Park (Corp.)

Franklin County

