

# Local Market Update – July 2023

A RESEARCH TOOL PROVIDED BY THE COLUMBUS REALTORS®  
BASED ON RESIDENTIAL LISTING DATA ONLY



## Obetz (Corp.)

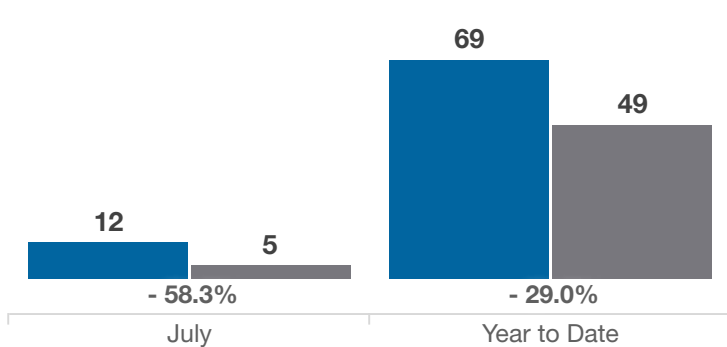
Franklin County

Key Metrics	July			Year to Date		
	2022	2023	% Change	Thru 7-2022	Thru 7-2023	% Change
Closed Sales	12	5	- 58.3%	69	49	- 29.0%
In Contracts	7	9	+ 28.6%	66	59	- 10.6%
Average Sales Price*	\$321,072	\$336,208	+ 4.7%	\$287,269	\$283,943	- 1.2%
Median Sales Price*	\$355,603	\$340,000	- 4.4%	\$295,000	\$283,900	- 3.8%
Average Price Per Square Foot*	\$175.39	\$174.44	- 0.5%	\$162.93	\$164.81	+ 1.2%
Percent of Original List Price Received*	101.2%	102.3%	+ 1.1%	102.0%	100.8%	- 1.2%
Percent of Last List Price Received*	100.6%	101.3%	+ 0.7%	102.1%	101.4%	- 0.7%
Days on Market Until Sale	30	39	+ 30.0%	22	36	+ 63.6%
New Listings	6	13	+ 116.7%	64	70	+ 9.4%
Median List Price of New Listings	\$242,450	\$270,000	+ 11.4%	\$260,000	\$274,950	+ 5.8%
Median List Price at Time of Sale	\$355,553	\$329,000	- 7.5%	\$269,900	\$274,900	+ 1.9%
Inventory of Homes for Sale	7	14	+ 100.0%	—	—	—
Months Supply of Inventory	0.7	2.0	+ 185.7%	—	—	—

\* Does not account for sale concessions and/or downpayment assistance. | Percent changes are calculated using rounded figures and can sometimes look extreme due to small sample size.

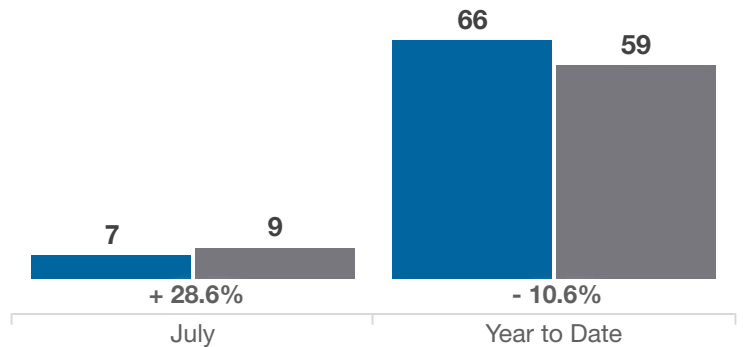
### Closed Sales

■ 2022 ■ 2023



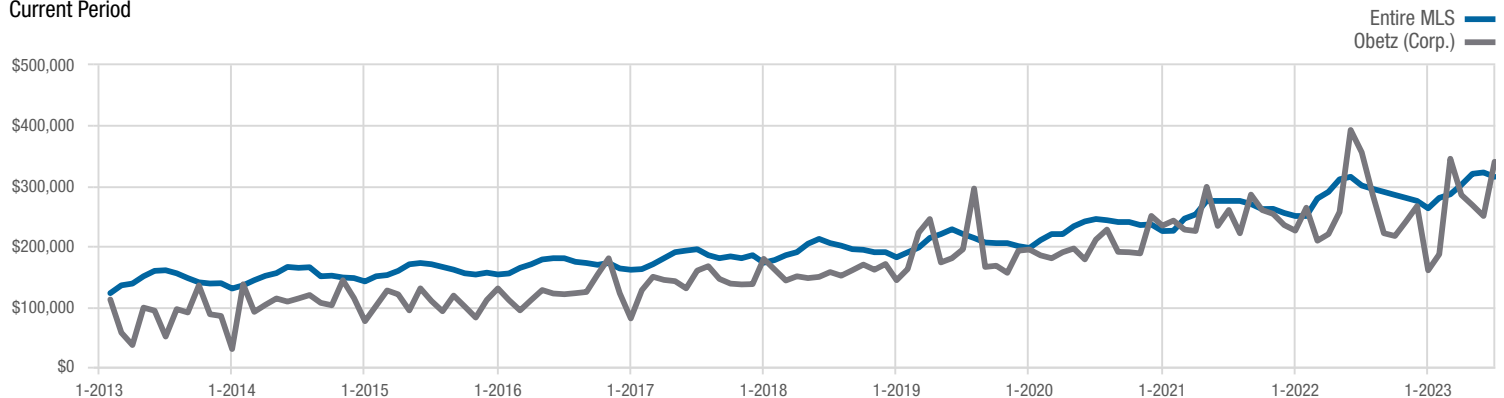
### In Contracts

■ 2022 ■ 2023



### Median Sales Price

Current Period



Each data point represents the median sales price in a given month.

Obetz (Corp.)

Franklin County

