

# Local Market Update – July 2023

A RESEARCH TOOL PROVIDED BY THE COLUMBUS REALTORS®  
BASED ON RESIDENTIAL LISTING DATA ONLY



## Pickerington Local School District

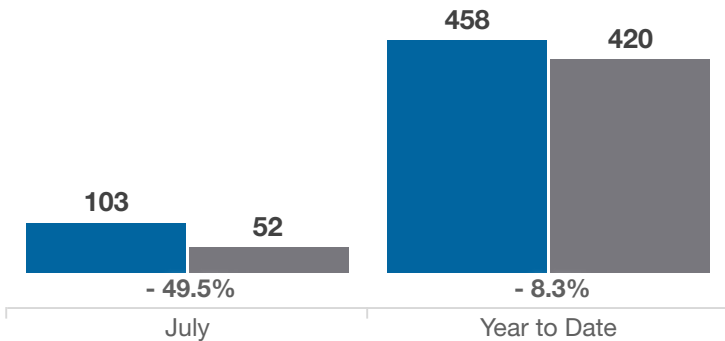
Franklin and Fairfield Counties

Key Metrics	July			Year to Date		
	2022	2023	% Change	Thru 7-2022	Thru 7-2023	% Change
Closed Sales	103	52	- 49.5%	458	420	- 8.3%
In Contracts	95	71	- 25.3%	536	444	- 17.2%
Average Sales Price*	\$411,553	\$425,464	+ 3.4%	\$403,707	\$416,099	+ 3.1%
Median Sales Price*	\$390,000	\$415,000	+ 6.4%	\$390,000	\$390,500	+ 0.1%
Average Price Per Square Foot*	\$179.39	\$182.10	+ 1.5%	\$176.37	\$178.87	+ 1.4%
Percent of Original List Price Received*	104.0%	101.9%	- 2.0%	105.5%	101.1%	- 4.2%
Percent of Last List Price Received*	104.0%	101.9%	- 2.0%	105.3%	101.7%	- 3.4%
Days on Market Until Sale	9	13	+ 44.4%	10	21	+ 110.0%
New Listings	109	74	- 32.1%	600	479	- 20.2%
Median List Price of New Listings	\$375,000	\$426,400	+ 13.7%	\$379,900	\$400,000	+ 5.3%
Median List Price at Time of Sale	\$369,900	\$399,900	+ 8.1%	\$365,000	\$384,950	+ 5.5%
Inventory of Homes for Sale	69	79	+ 14.5%	—	—	—
Months Supply of Inventory	0.9	1.2	+ 33.3%	—	—	—

\* Does not account for sale concessions and/or downpayment assistance. | Percent changes are calculated using rounded figures and can sometimes look extreme due to small sample size.

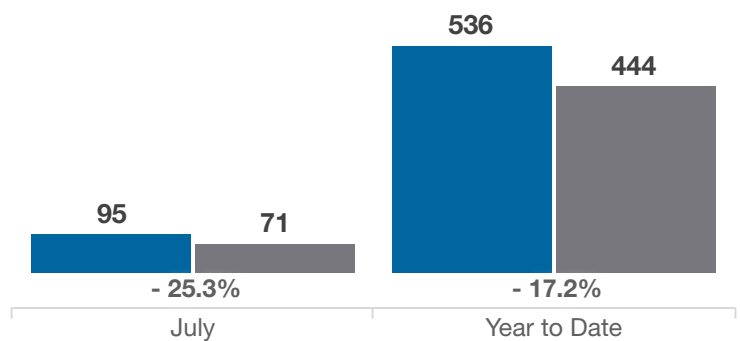
### Closed Sales

■ 2022 ■ 2023



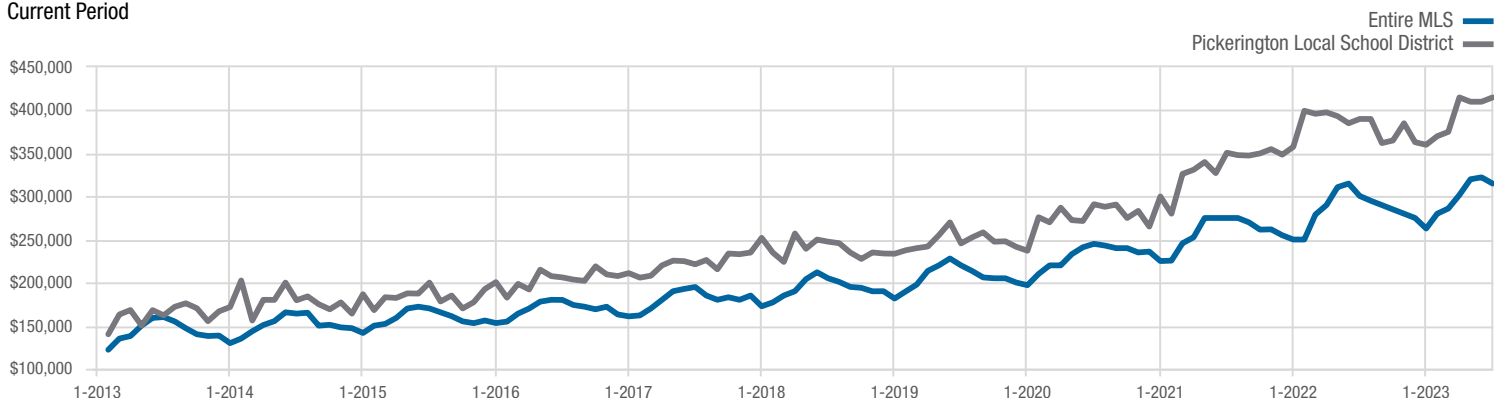
### In Contracts

■ 2022 ■ 2023



### Median Sales Price

Current Period



Each data point represents the median sales price in a given month.

# Local Market Update – July 2023

A RESEARCH TOOL PROVIDED BY THE COLUMBUS REALTORS®  
BASED ON RESIDENTIAL LISTING DATA ONLY

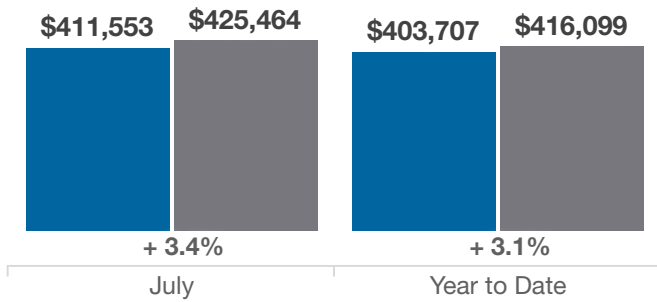


## Pickerington Local School District

Franklin and Fairfield Counties

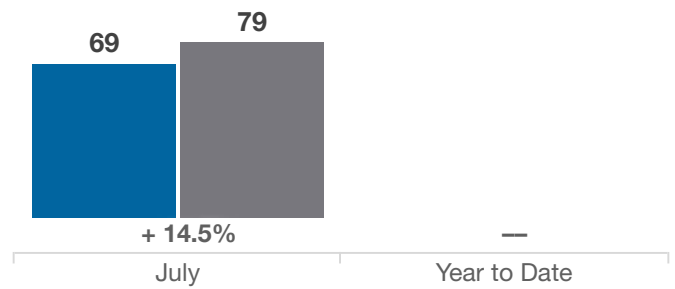
### Average Sales Price

■ 2022 ■ 2023



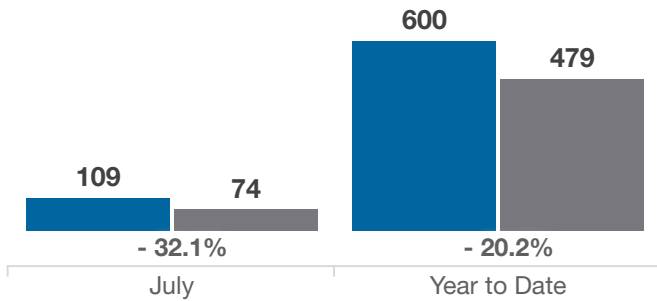
### Inventory of Homes for Sale

■ 2022 ■ 2023



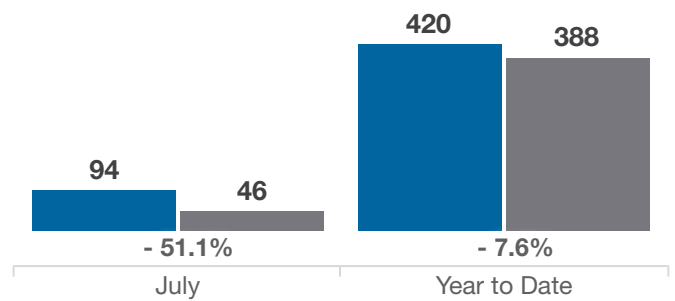
### New Listings

■ 2022 ■ 2023



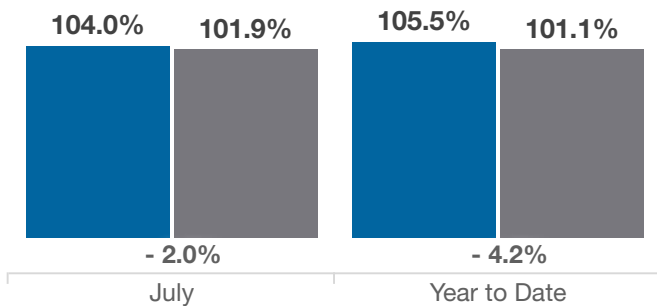
### Single Family Sales

■ 2022 ■ 2023



### Pct. Of Orig. List Price Received

■ 2022 ■ 2023



### Condo Sales

■ 2022 ■ 2023

