

Local Market Update – July 2023

A RESEARCH TOOL PROVIDED BY THE COLUMBUS REALTORS®
BASED ON RESIDENTIAL LISTING DATA ONLY



South-Western City School District (Grove City)

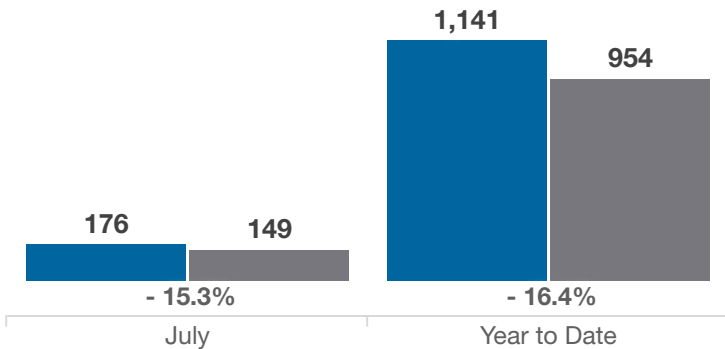
Franklin and Pickaway Counties

Key Metrics	July			Year to Date		
	2022	2023	% Change	Thru 7-2022	Thru 7-2023	% Change
Closed Sales	176	149	- 15.3%	1,141	954	- 16.4%
In Contracts	196	159	- 18.9%	1,227	1,017	- 17.1%
Average Sales Price*	\$266,769	\$313,706	+ 17.6%	\$284,245	\$307,093	+ 8.0%
Median Sales Price*	\$260,500	\$300,000	+ 15.2%	\$270,000	\$289,900	+ 7.4%
Average Price Per Square Foot*	\$177.97	\$187.80	+ 5.5%	\$177.96	\$184.68	+ 3.8%
Percent of Original List Price Received*	102.8%	101.6%	- 1.2%	103.7%	100.6%	- 3.0%
Percent of Last List Price Received*	103.2%	102.1%	- 1.1%	103.8%	101.6%	- 2.1%
Days on Market Until Sale	10	11	+ 10.0%	13	22	+ 69.2%
New Listings	181	147	- 18.8%	1,325	1,042	- 21.4%
Median List Price of New Listings	\$259,900	\$275,000	+ 5.8%	\$260,000	\$285,000	+ 9.6%
Median List Price at Time of Sale	\$249,900	\$294,950	+ 18.0%	\$252,000	\$280,000	+ 11.1%
Inventory of Homes for Sale	156	125	- 19.9%	—	—	—
Months Supply of Inventory	0.9	0.9	0.0%	—	—	—

* Does not account for sale concessions and/or downpayment assistance. | Percent changes are calculated using rounded figures and can sometimes look extreme due to small sample size.

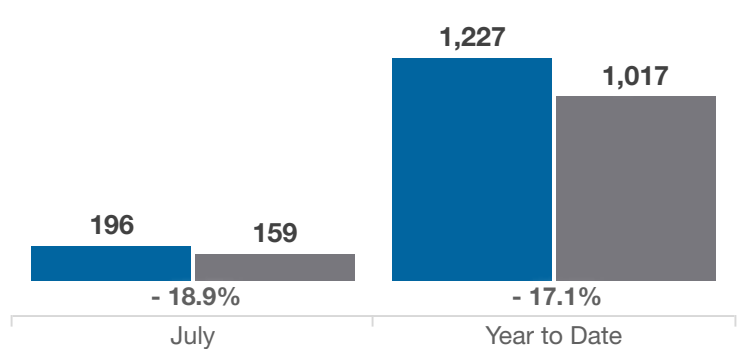
Closed Sales

■ 2022 ■ 2023



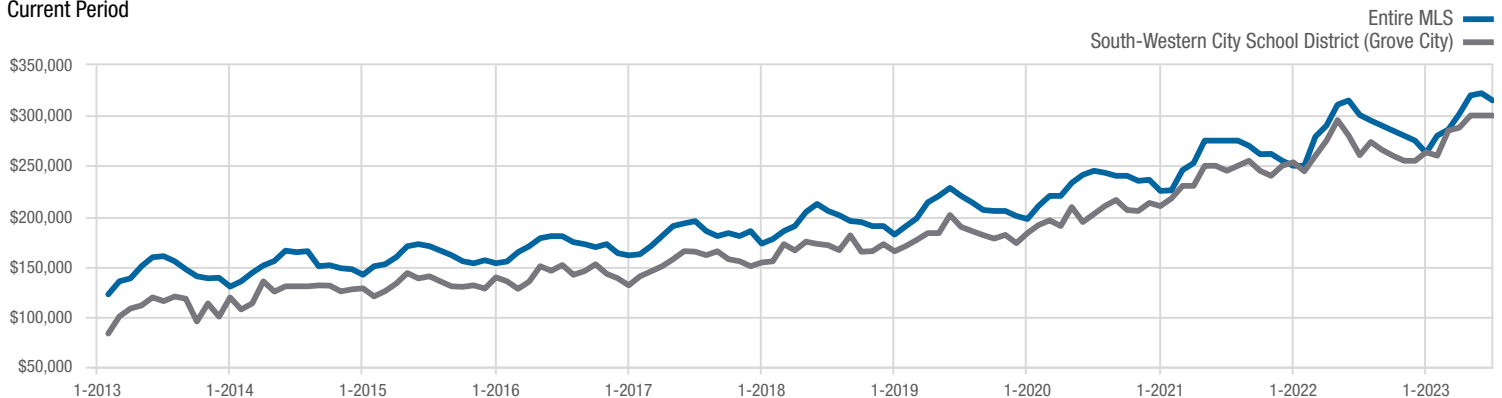
In Contracts

■ 2022 ■ 2023



Median Sales Price

Current Period



Each data point represents the median sales price in a given month.

Local Market Update – July 2023

A RESEARCH TOOL PROVIDED BY THE COLUMBUS REALTORS®
BASED ON RESIDENTIAL LISTING DATA ONLY

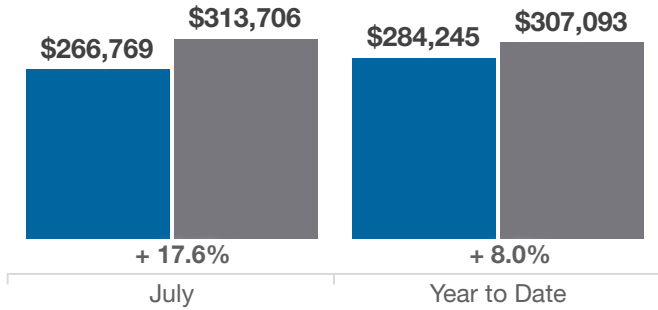


South-Western City School District (Grove City)

Franklin and Pickaway Counties

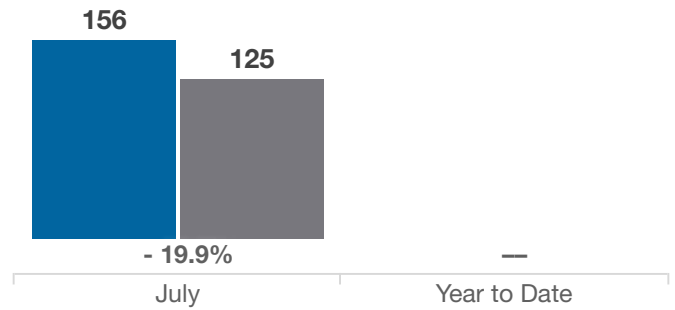
Average Sales Price

■ 2022 ■ 2023



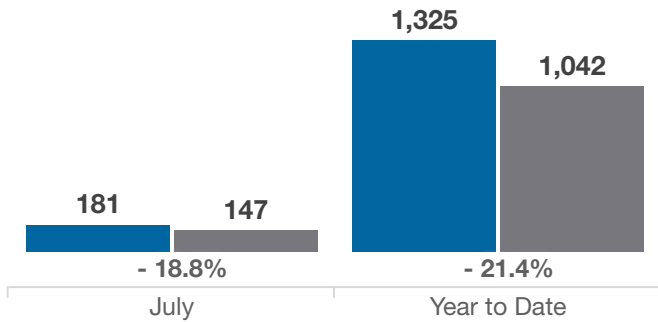
Inventory of Homes for Sale

■ 2022 ■ 2023



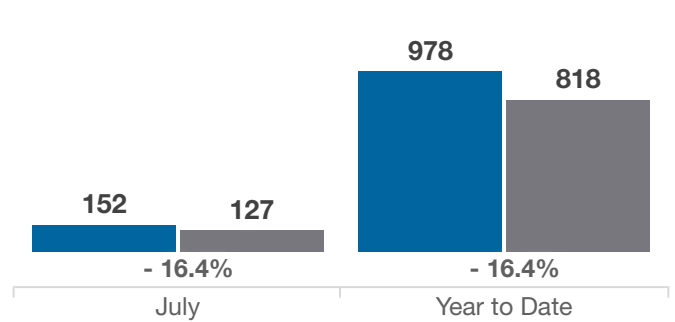
New Listings

■ 2022 ■ 2023



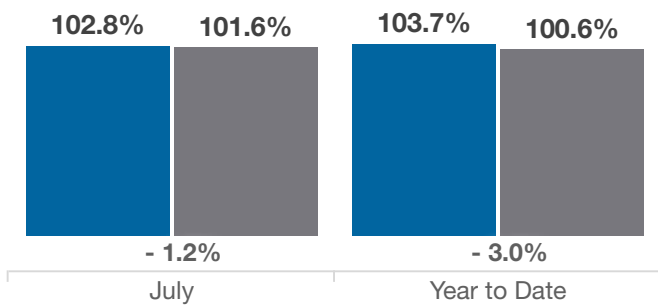
Single Family Sales

■ 2022 ■ 2023



Pct. Of Orig. List Price Received

■ 2022 ■ 2023



Condo Sales

■ 2022 ■ 2023

