

Local Market Update – July 2023

A RESEARCH TOOL PROVIDED BY THE COLUMBUS REALTORS®
BASED ON RESIDENTIAL LISTING DATA ONLY



Washington Court House City School District

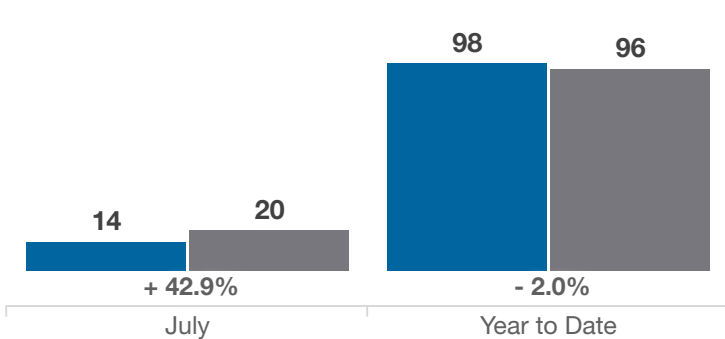
Fayette County

Key Metrics	July			Year to Date		
	2022	2023	% Change	Thru 7-2022	Thru 7-2023	% Change
Closed Sales	14	20	+ 42.9%	98	96	- 2.0%
In Contracts	17	27	+ 58.8%	106	109	+ 2.8%
Average Sales Price*	\$208,736	\$217,426	+ 4.2%	\$179,035	\$177,148	- 1.1%
Median Sales Price*	\$189,950	\$221,000	+ 16.3%	\$165,000	\$159,900	- 3.1%
Average Price Per Square Foot*	\$120.97	\$117.42	- 2.9%	\$115.12	\$117.44	+ 2.0%
Percent of Original List Price Received*	96.2%	95.5%	- 0.7%	99.0%	95.2%	- 3.8%
Percent of Last List Price Received*	99.0%	97.1%	- 1.9%	100.7%	97.6%	- 3.1%
Days on Market Until Sale	20	23	+ 15.0%	14	34	+ 142.9%
New Listings	13	23	+ 76.9%	127	115	- 9.4%
Median List Price of New Listings	\$159,900	\$199,900	+ 25.0%	\$159,900	\$169,900	+ 6.3%
Median List Price at Time of Sale	\$199,900	\$229,900	+ 15.0%	\$158,900	\$157,700	- 0.8%
Inventory of Homes for Sale	24	15	- 37.5%	—	—	—
Months Supply of Inventory	1.3	1.1	- 15.4%	—	—	—

* Does not account for sale concessions and/or downpayment assistance. | Percent changes are calculated using rounded figures and can sometimes look extreme due to small sample size.

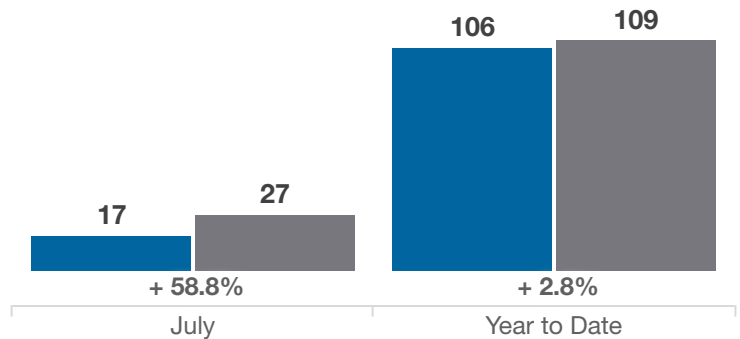
Closed Sales

■ 2022 ■ 2023



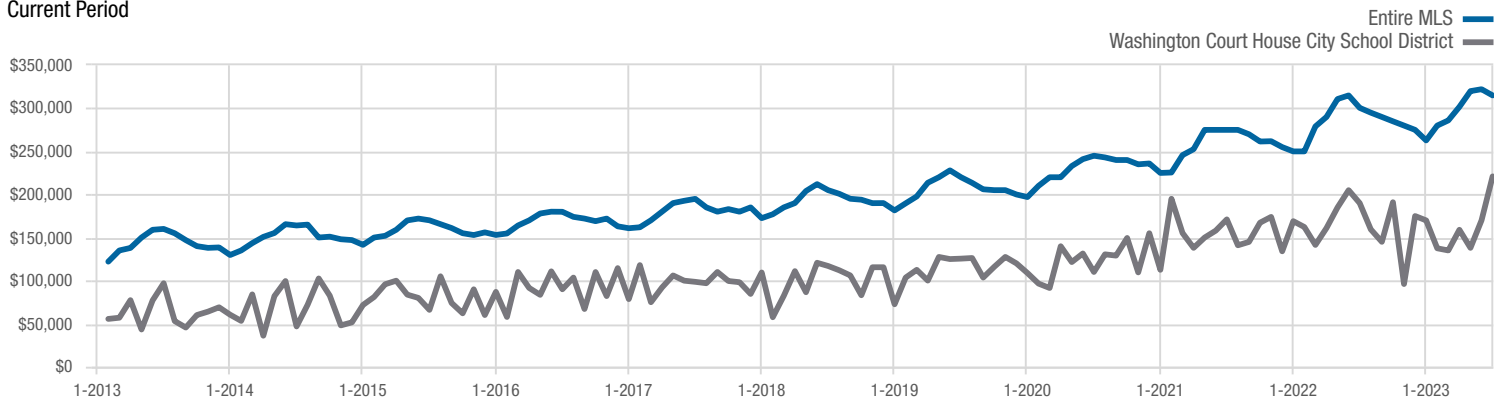
In Contracts

■ 2022 ■ 2023



Median Sales Price

Current Period



Each data point represents the median sales price in a given month.

Washington Court House City School District

Fayette County

