

# Local Market Update – August 2023

A RESEARCH TOOL PROVIDED BY THE COLUMBUS REALTORS®  
BASED ON RESIDENTIAL LISTING DATA ONLY



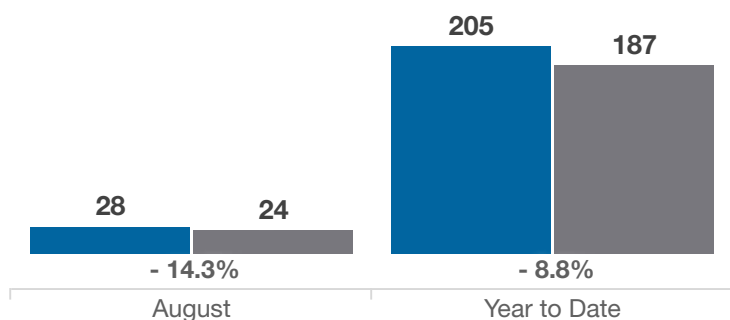
## Fayette County

Key Metrics	August			Year to Date		
	2022	2023	% Change	Thru 8-2022	Thru 8-2023	% Change
Closed Sales	28	24	- 14.3%	205	187	- 8.8%
In Contracts	30	29	- 3.3%	217	210	- 3.2%
Average Sales Price*	\$190,446	\$200,913	+ 5.5%	\$193,604	\$194,493	+ 0.5%
Median Sales Price*	\$168,750	\$199,950	+ 18.5%	\$180,000	\$170,750	- 5.1%
Average Price Per Square Foot*	\$123.96	\$144.48	+ 16.6%	\$124.53	\$128.04	+ 2.8%
Percent of Original List Price Received*	93.2%	99.2%	+ 6.4%	98.0%	96.1%	- 1.9%
Percent of Last List Price Received*	98.0%	100.1%	+ 2.1%	100.1%	98.4%	- 1.7%
Days on Market Until Sale	23	17	- 26.1%	17	32	+ 88.2%
New Listings	41	40	- 2.4%	262	234	- 10.7%
Median List Price of New Listings	\$192,000	\$222,500	+ 15.9%	\$179,950	\$189,900	+ 5.5%
Median List Price at Time of Sale	\$169,438	\$199,350	+ 17.7%	\$179,900	\$174,900	- 2.8%
Inventory of Homes for Sale	41	44	+ 7.3%	—	—	—
Months Supply of Inventory	1.5	1.9	+ 26.7%	—	—	—

\* Does not account for sale concessions and/or downpayment assistance. | Percent changes are calculated using rounded figures and can sometimes look extreme due to small sample size.

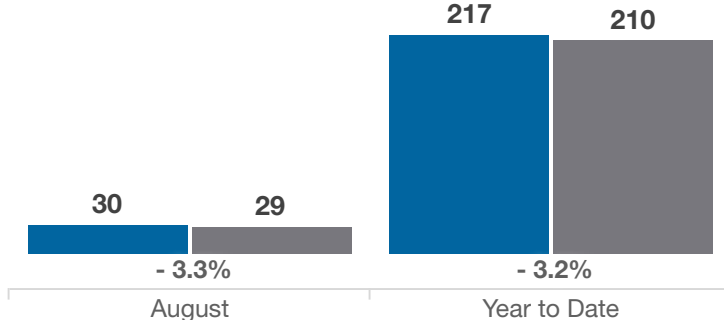
### Closed Sales

■ 2022 ■ 2023



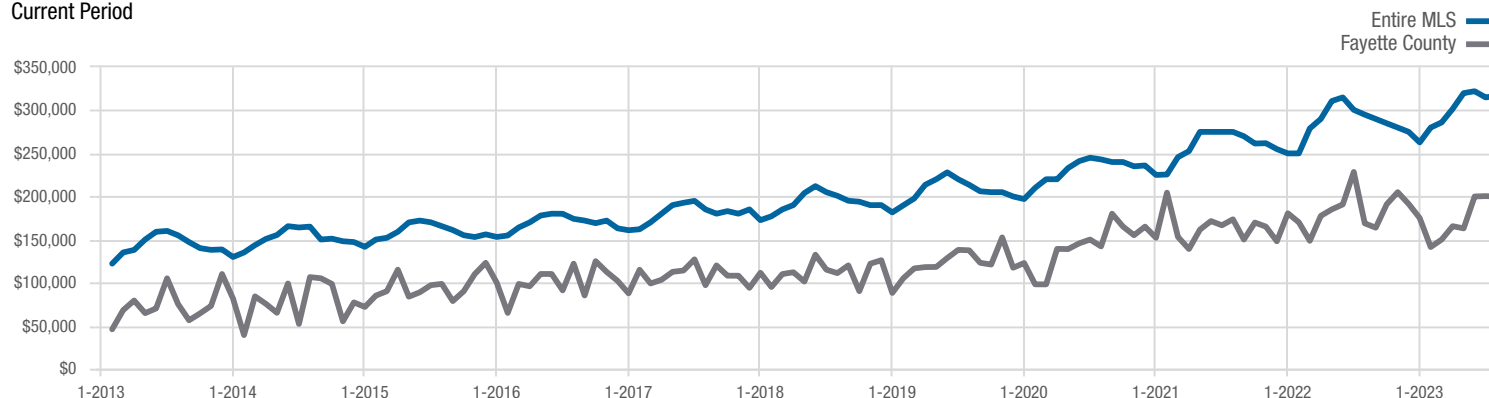
### In Contracts

■ 2022 ■ 2023



### Median Sales Price

Current Period



Each data point represents the median sales price in a given month.

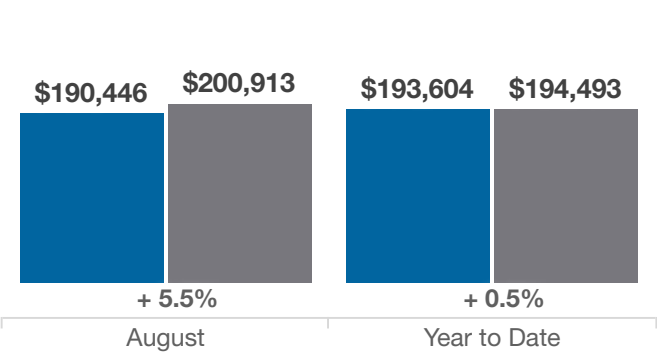
# Local Market Update – August 2023

A RESEARCH TOOL PROVIDED BY THE COLUMBUS REALTORS®  
BASED ON RESIDENTIAL LISTING DATA ONLY

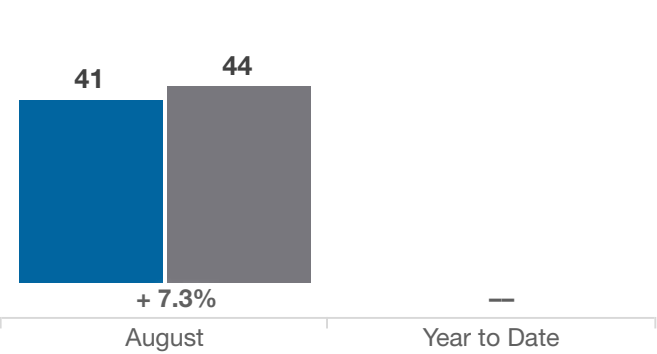


## Fayette County

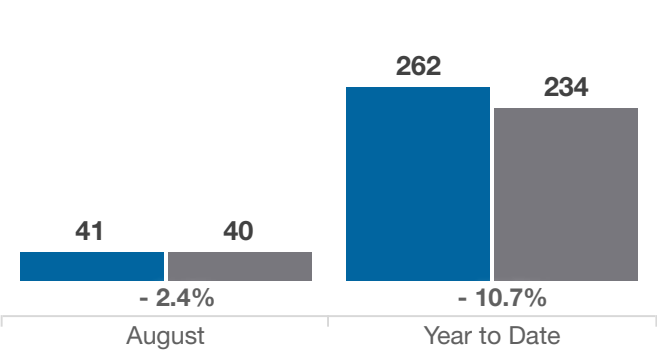
Average Sales Price



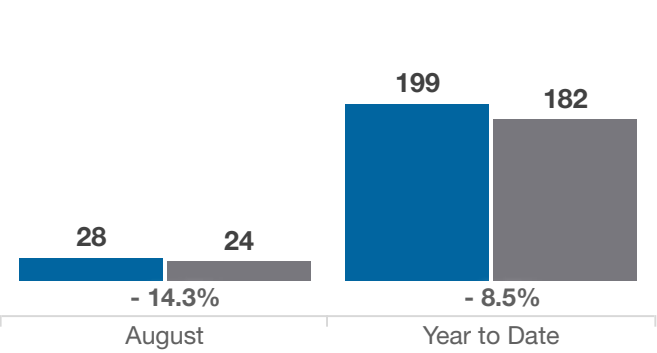
Inventory of Homes for Sale



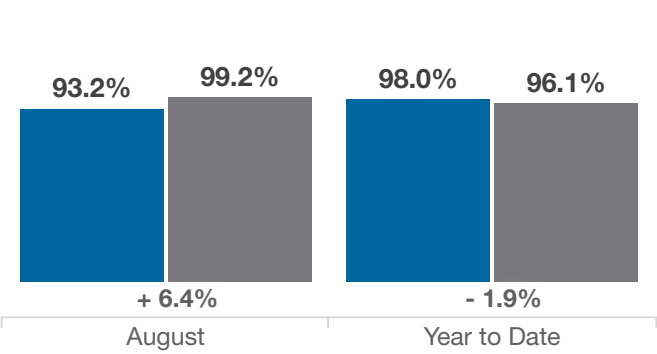
New Listings



Single Family Sales



Pct. Of Orig. List Price Received



Condo Sales

