

Local Market Update – August 2023

A RESEARCH TOOL PROVIDED BY THE COLUMBUS REALTORS®
BASED ON RESIDENTIAL LISTING DATA ONLY

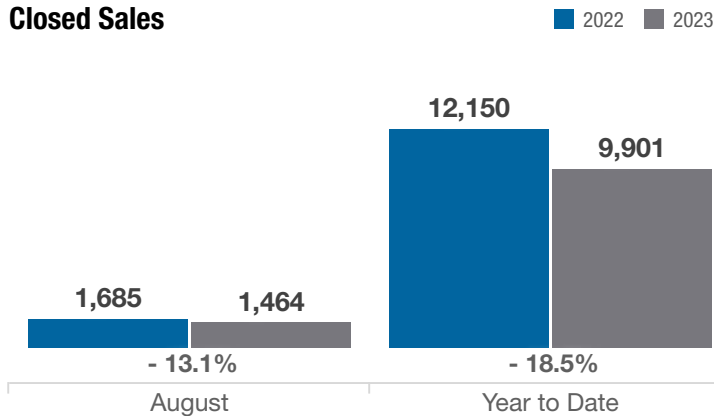


Franklin County

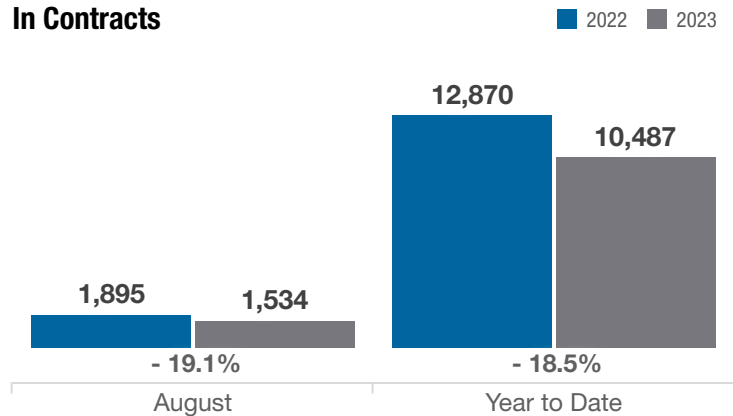
Key Metrics	August			Year to Date		
	2022	2023	% Change	Thru 8-2022	Thru 8-2023	% Change
Closed Sales	1,685	1,464	- 13.1%	12,150	9,901	- 18.5%
In Contracts	1,895	1,534	- 19.1%	12,870	10,487	- 18.5%
Average Sales Price*	\$335,279	\$357,372	+ 6.6%	\$328,694	\$345,545	+ 5.1%
Median Sales Price*	\$285,700	\$305,000	+ 6.8%	\$285,000	\$300,000	+ 5.3%
Average Price Per Square Foot*	\$195.84	\$209.26	+ 6.9%	\$195.81	\$204.82	+ 4.6%
Percent of Original List Price Received*	100.4%	101.0%	+ 0.6%	103.5%	100.8%	- 2.6%
Percent of Last List Price Received*	101.4%	101.7%	+ 0.3%	103.9%	101.8%	- 2.0%
Days on Market Until Sale	13	14	+ 7.7%	13	19	+ 46.2%
New Listings	1,837	1,644	- 10.5%	14,485	11,645	- 19.6%
Median List Price of New Listings	\$275,938	\$299,900	+ 8.7%	\$275,000	\$299,900	+ 9.1%
Median List Price at Time of Sale	\$280,000	\$299,000	+ 6.8%	\$274,500	\$289,990	+ 5.6%
Inventory of Homes for Sale	1,609	1,491	- 7.3%	—	—	—
Months Supply of Inventory	1.0	1.2	+ 20.0%	—	—	—

* Does not account for sale concessions and/or downpayment assistance. | Percent changes are calculated using rounded figures and can sometimes look extreme due to small sample size.

Closed Sales

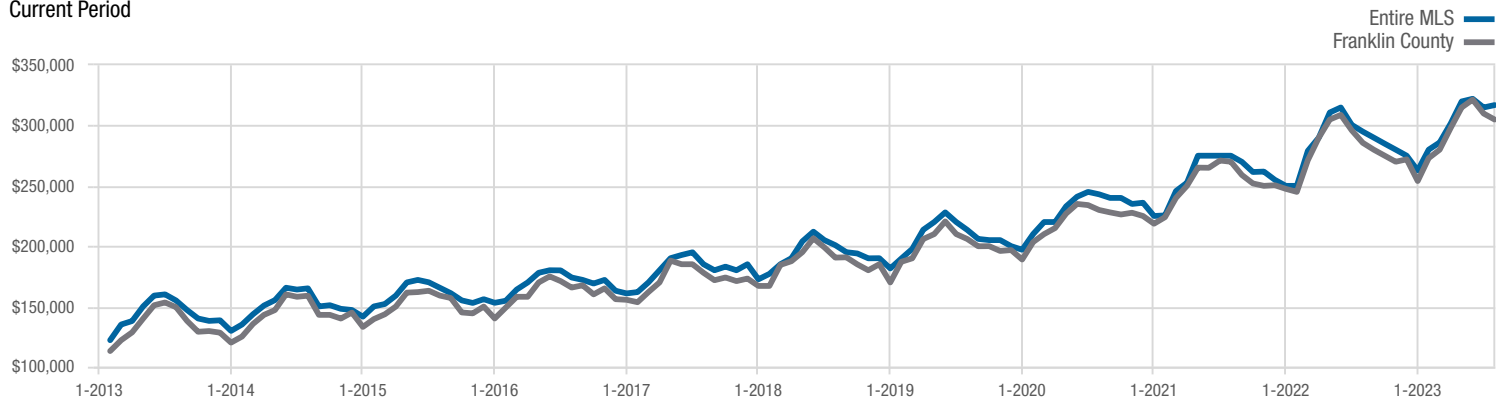


In Contracts



Median Sales Price

Current Period



Each data point represents the median sales price in a given month.

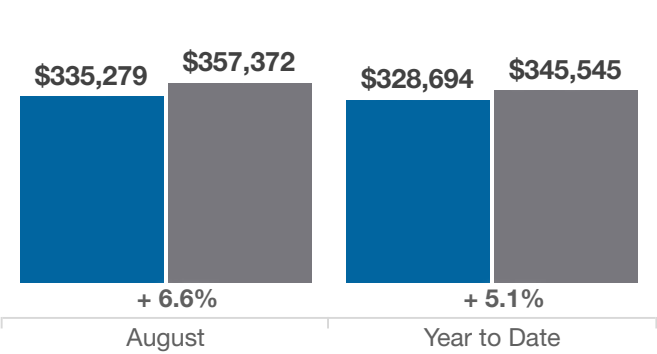
Local Market Update – August 2023

A RESEARCH TOOL PROVIDED BY THE COLUMBUS REALTORS®
BASED ON RESIDENTIAL LISTING DATA ONLY

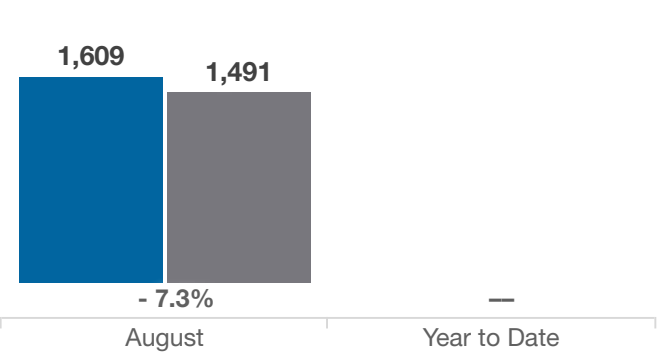


Franklin County

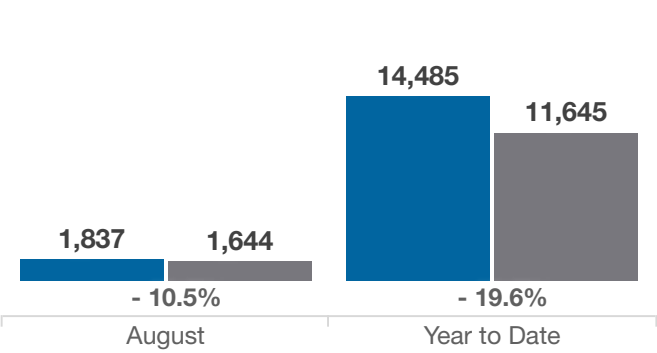
Average Sales Price



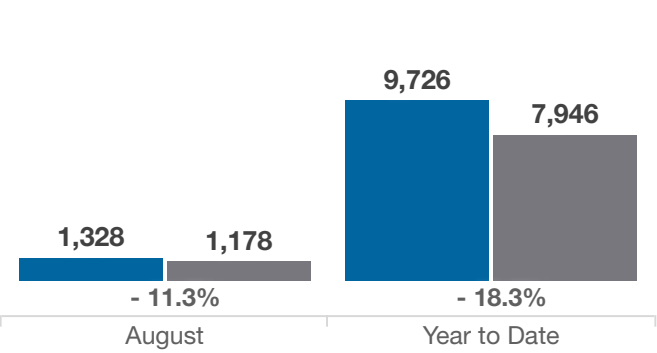
Inventory of Homes for Sale



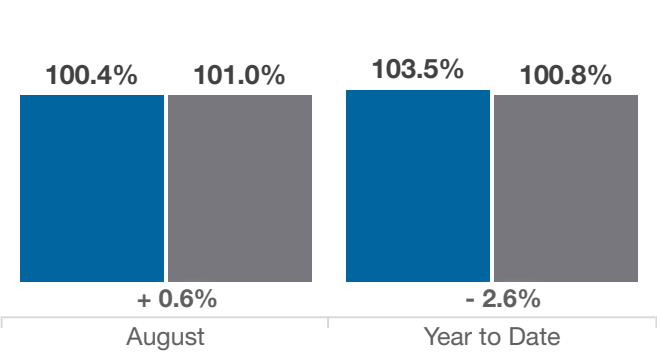
New Listings



Single Family Sales



Pct. Of Orig. List Price Received



Condo Sales

