

# Local Market Update – August 2023

A RESEARCH TOOL PROVIDED BY THE COLUMBUS REALTORS®  
BASED ON RESIDENTIAL LISTING DATA ONLY



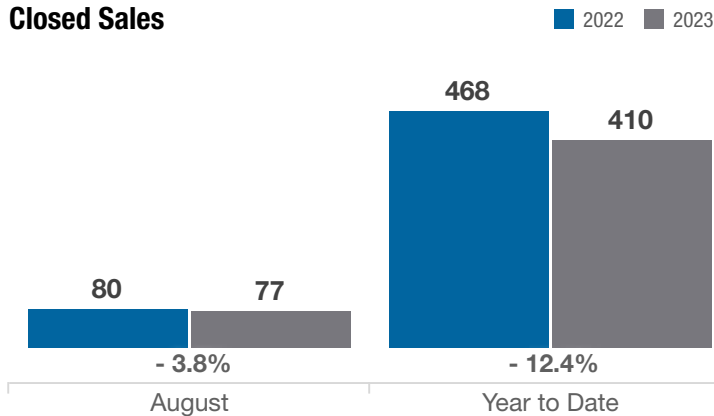
## Gahanna Jefferson City School District

Franklin County

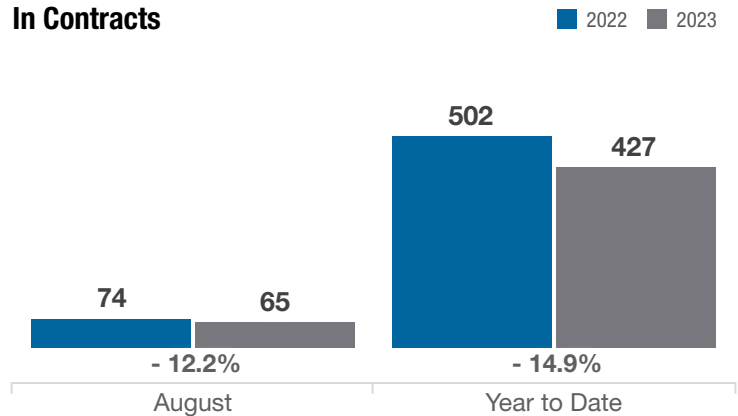
Key Metrics	August			Year to Date		
	2022	2023	% Change	Thru 8-2022	Thru 8-2023	% Change
Closed Sales	80	77	- 3.8%	468	410	- 12.4%
In Contracts	74	65	- 12.2%	502	427	- 14.9%
Average Sales Price*	\$421,545	\$458,958	+ 8.9%	\$414,286	\$431,709	+ 4.2%
Median Sales Price*	\$363,750	\$407,000	+ 11.9%	\$362,500	\$375,000	+ 3.4%
Average Price Per Square Foot*	\$195.76	\$207.87	+ 6.2%	\$198.05	\$203.99	+ 3.0%
Percent of Original List Price Received*	102.6%	99.0%	- 3.5%	105.4%	100.7%	- 4.5%
Percent of Last List Price Received*	103.8%	100.4%	- 3.3%	105.6%	101.7%	- 3.7%
Days on Market Until Sale	8	19	+ 137.5%	11	18	+ 63.6%
New Listings	64	64	0.0%	566	473	- 16.4%
Median List Price of New Listings	\$350,000	\$377,450	+ 7.8%	\$349,900	\$375,000	+ 7.2%
Median List Price at Time of Sale	\$357,450	\$419,000	+ 17.2%	\$340,000	\$369,250	+ 8.6%
Inventory of Homes for Sale	62	51	- 17.7%	—	—	—
Months Supply of Inventory	1.0	1.0	0.0%	—	—	—

\* Does not account for sale concessions and/or downpayment assistance. | Percent changes are calculated using rounded figures and can sometimes look extreme due to small sample size.

### Closed Sales

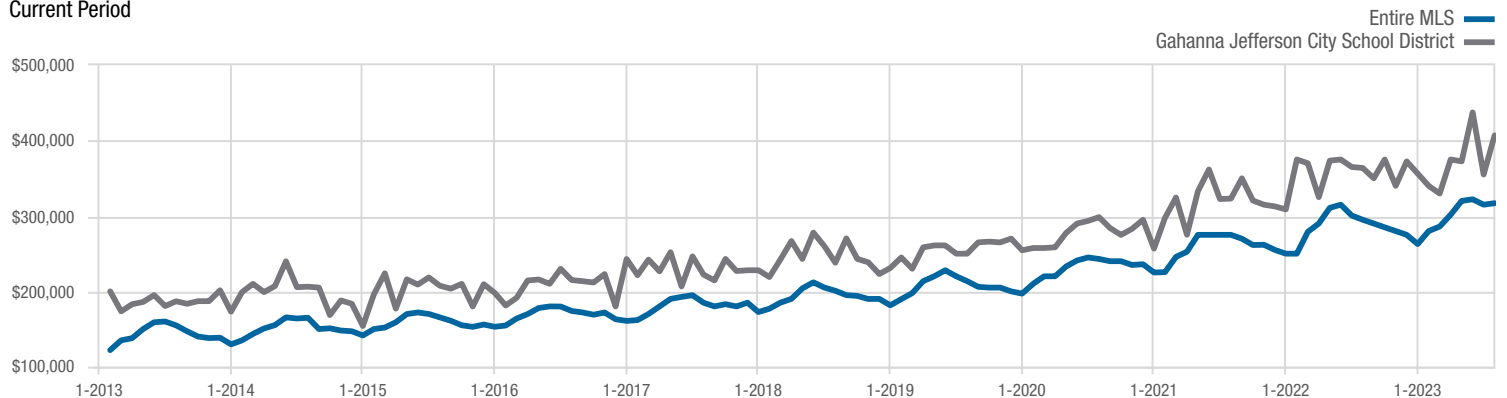


### In Contracts



### Median Sales Price

Current Period



Each data point represents the median sales price in a given month.

# Local Market Update – August 2023

A RESEARCH TOOL PROVIDED BY THE COLUMBUS REALTORS®  
BASED ON RESIDENTIAL LISTING DATA ONLY



## Gahanna Jefferson City School District

Franklin County

