

# Local Market Update – August 2023

A RESEARCH TOOL PROVIDED BY THE COLUMBUS REALTORS®  
BASED ON RESIDENTIAL LISTING DATA ONLY



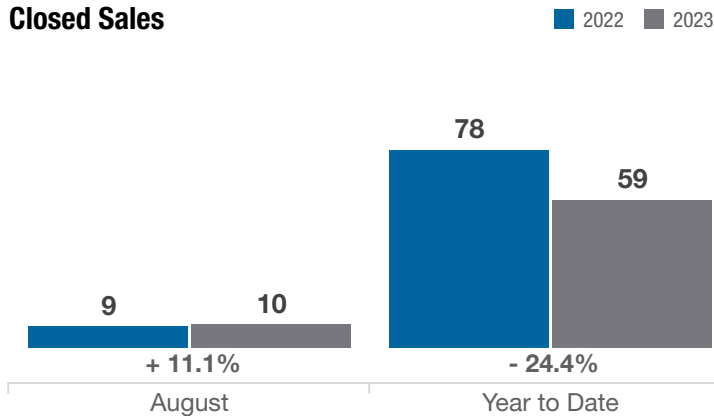
## Obetz (Corp.)

Franklin County

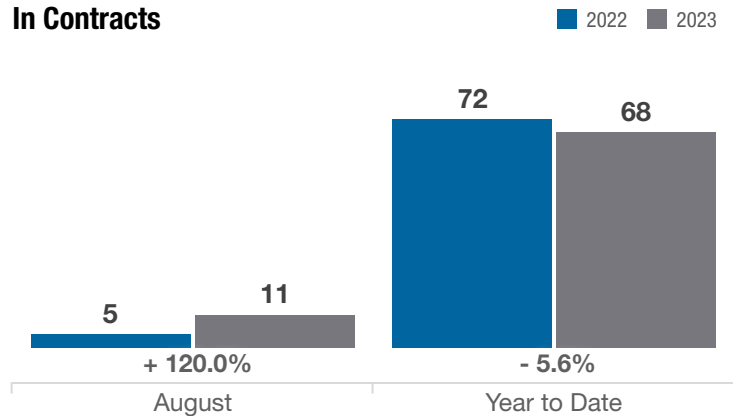
Key Metrics	August			Year to Date		
	2022	2023	% Change	Thru 8-2022	Thru 8-2023	% Change
Closed Sales	9	10	+ 11.1%	78	59	- 24.4%
In Contracts	5	11	+ 120.0%	72	68	- 5.6%
Average Sales Price*	\$297,502	\$241,530	- 18.8%	\$288,450	\$276,754	- 4.1%
Median Sales Price*	\$285,000	\$263,750	- 7.5%	\$291,000	\$279,900	- 3.8%
Average Price Per Square Foot*	\$182.11	\$175.16	- 3.8%	\$165.20	\$166.57	+ 0.8%
Percent of Original List Price Received*	101.4%	99.5%	- 1.9%	102.0%	100.6%	- 1.4%
Percent of Last List Price Received*	102.4%	99.3%	- 3.0%	102.2%	101.0%	- 1.2%
Days on Market Until Sale	33	13	- 60.6%	23	32	+ 39.1%
New Listings	6	25	+ 316.7%	71	95	+ 33.8%
Median List Price of New Listings	\$179,950	\$387,500	+ 115.3%	\$259,900	\$298,900	+ 15.0%
Median List Price at Time of Sale	\$269,900	\$262,450	- 2.8%	\$269,900	\$274,900	+ 1.9%
Inventory of Homes for Sale	4	27	+ 575.0%	—	—	—
Months Supply of Inventory	0.4	3.8	+ 850.0%	—	—	—

\* Does not account for sale concessions and/or downpayment assistance. | Percent changes are calculated using rounded figures and can sometimes look extreme due to small sample size.

### Closed Sales

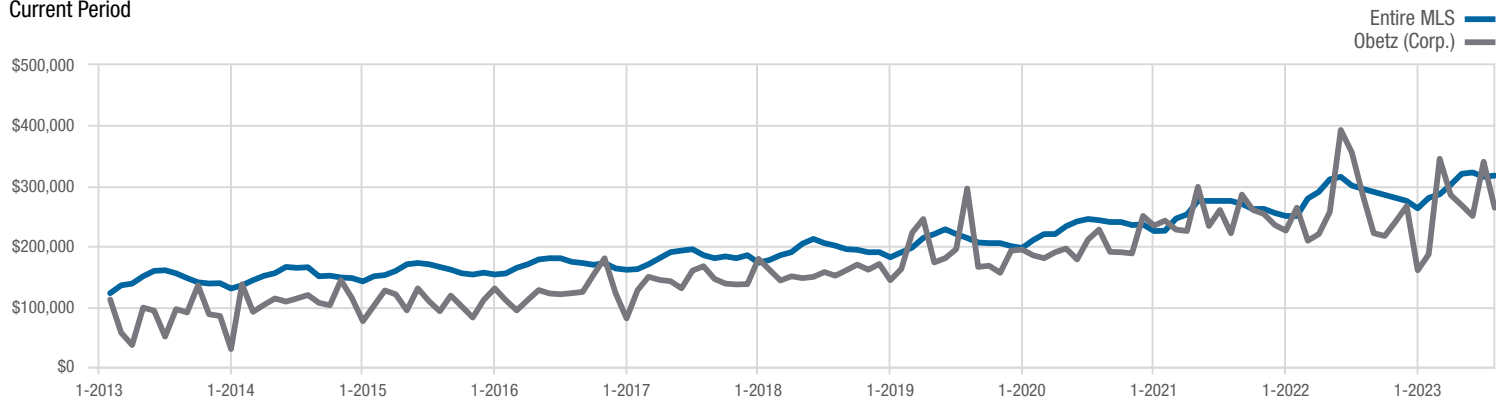


### In Contracts



### Median Sales Price

Current Period



Each data point represents the median sales price in a given month.

# Local Market Update – August 2023

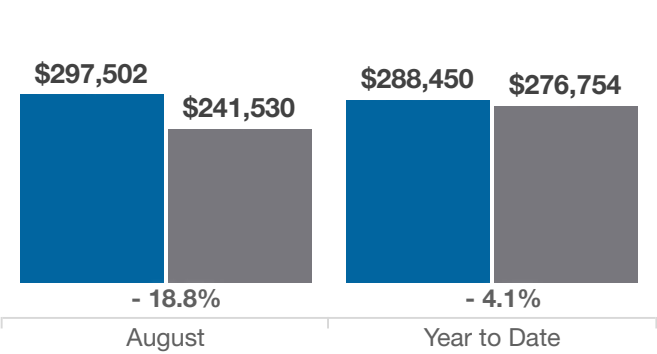
A RESEARCH TOOL PROVIDED BY THE COLUMBUS REALTORS®  
BASED ON RESIDENTIAL LISTING DATA ONLY



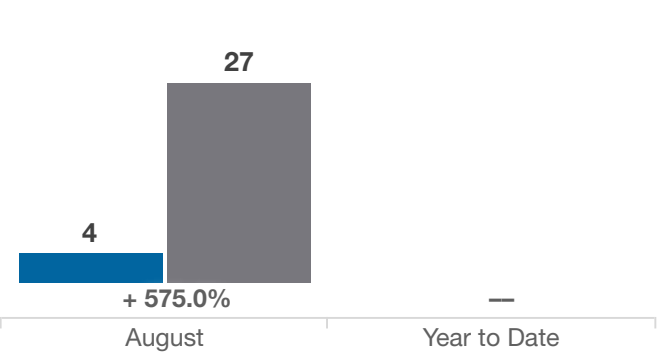
## Obetz (Corp.)

Franklin County

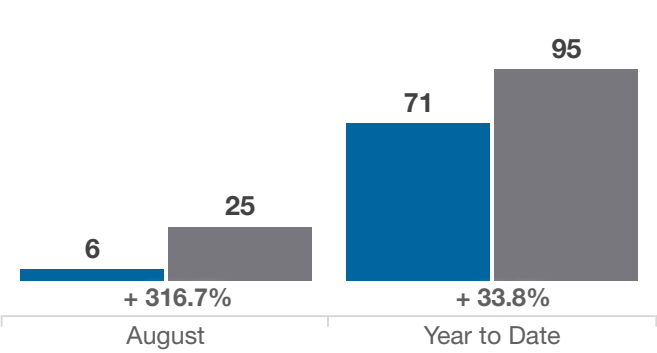
Average Sales Price



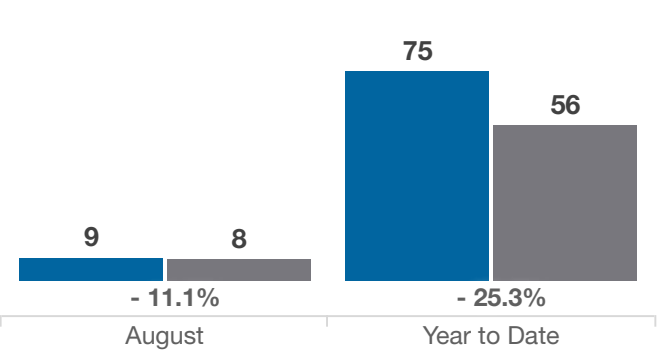
Inventory of Homes for Sale



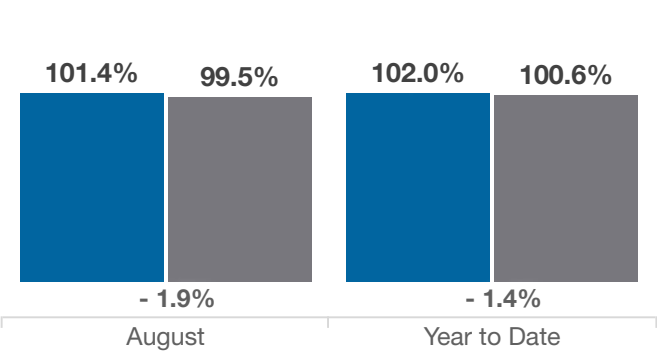
New Listings



Single Family Sales



Pct. Of Orig. List Price Received



Condo Sales

