

# Local Market Update – August 2023

A RESEARCH TOOL PROVIDED BY THE COLUMBUS REALTORS®  
BASED ON RESIDENTIAL LISTING DATA ONLY



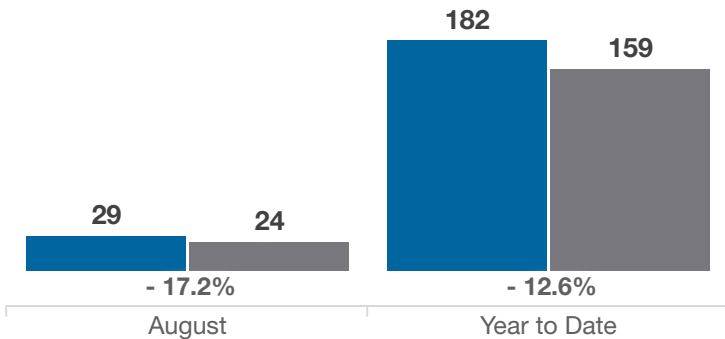
## Perry County

Key Metrics	August			Year to Date		
	2022	2023	% Change	Thru 8-2022	Thru 8-2023	% Change
Closed Sales	29	24	- 17.2%	182	159	- 12.6%
In Contracts	36	27	- 25.0%	198	166	- 16.2%
Average Sales Price*	\$260,404	\$359,221	+ 37.9%	\$275,870	\$300,333	+ 8.9%
Median Sales Price*	\$216,000	\$330,000	+ 52.8%	\$199,950	\$249,900	+ 25.0%
Average Price Per Square Foot*	\$162.11	\$218.43	+ 34.7%	\$159.85	\$181.91	+ 13.8%
Percent of Original List Price Received*	96.6%	92.5%	- 4.2%	98.1%	95.9%	- 2.2%
Percent of Last List Price Received*	100.3%	96.7%	- 3.6%	100.1%	98.9%	- 1.2%
Days on Market Until Sale	16	35	+ 118.8%	20	28	+ 40.0%
New Listings	35	30	- 14.3%	227	199	- 12.3%
Median List Price of New Listings	\$289,900	\$304,950	+ 5.2%	\$209,900	\$249,900	+ 19.1%
Median List Price at Time of Sale	\$229,000	\$334,900	+ 46.2%	\$202,450	\$249,900	+ 23.4%
Inventory of Homes for Sale	36	39	+ 8.3%	—	—	—
Months Supply of Inventory	1.5	1.9	+ 26.7%	—	—	—

\* Does not account for sale concessions and/or downpayment assistance. | Percent changes are calculated using rounded figures and can sometimes look extreme due to small sample size.

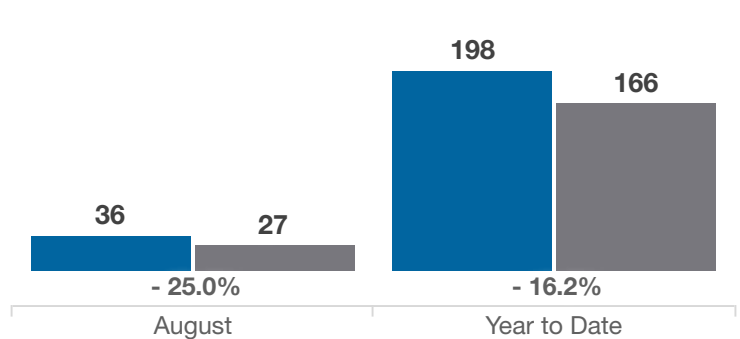
### Closed Sales

■ 2022 ■ 2023



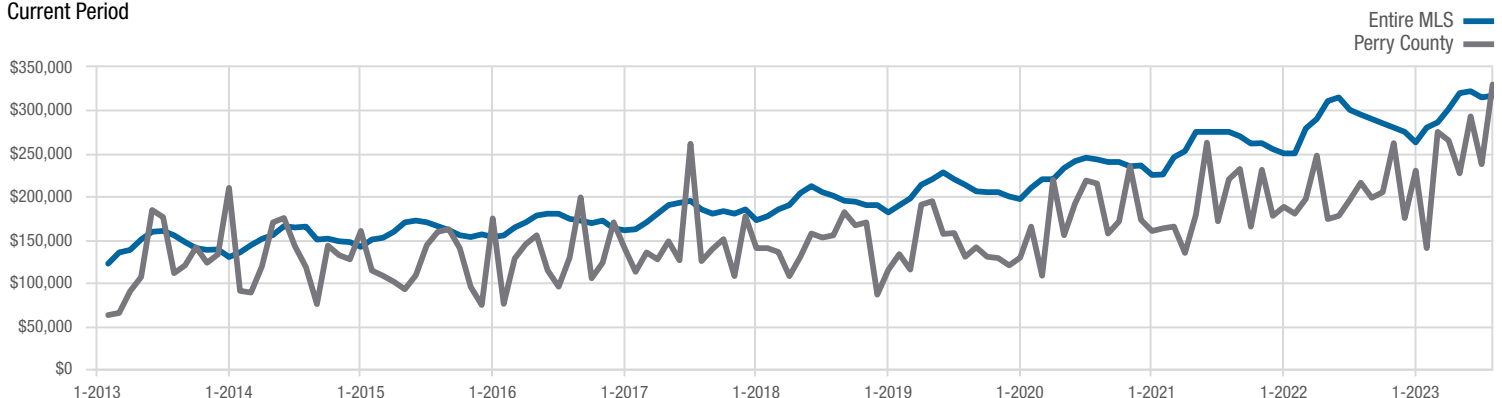
### In Contracts

■ 2022 ■ 2023



### Median Sales Price

Current Period



Each data point represents the median sales price in a given month.

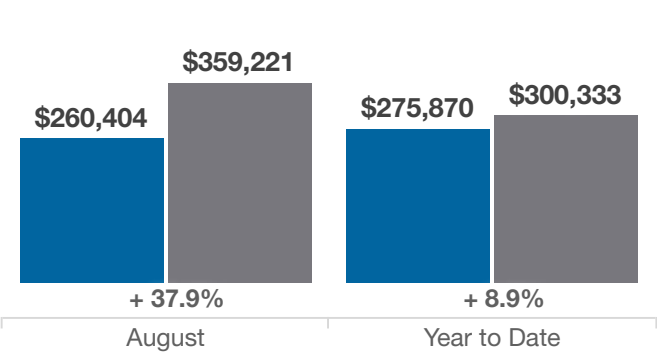
# Local Market Update – August 2023

A RESEARCH TOOL PROVIDED BY THE COLUMBUS REALTORS®  
BASED ON RESIDENTIAL LISTING DATA ONLY

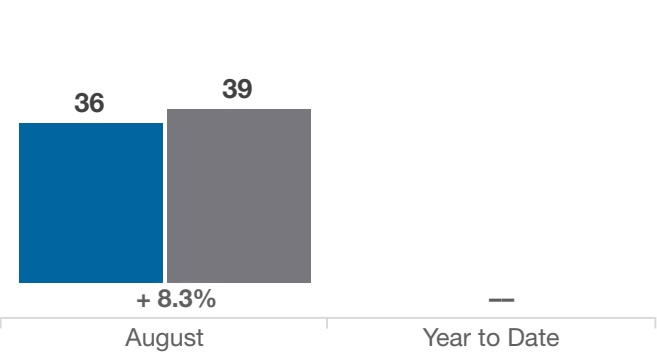


## Perry County

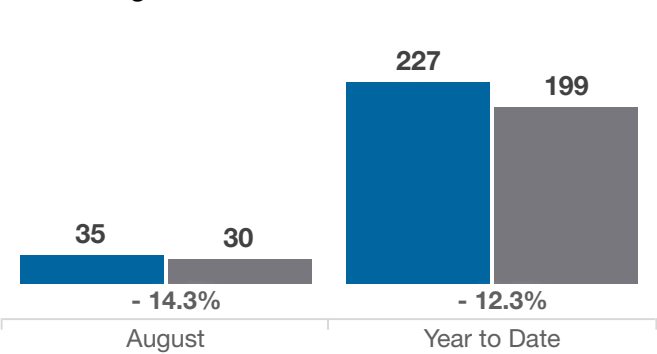
Average Sales Price



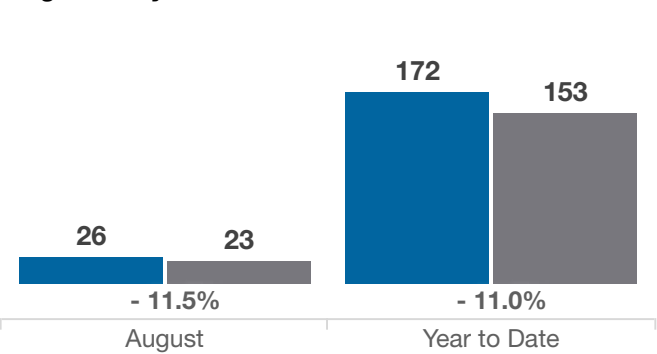
Inventory of Homes for Sale



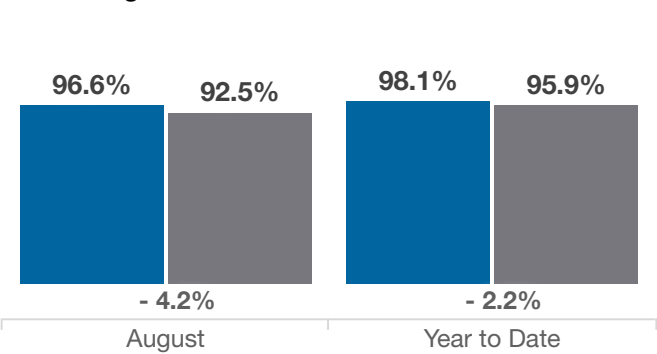
New Listings



Single Family Sales



Pct. Of Orig. List Price Received



Condo Sales

