

# Local Market Update – August 2023

A RESEARCH TOOL PROVIDED BY THE COLUMBUS REALTORS®  
BASED ON RESIDENTIAL LISTING DATA ONLY



## South-Western City School District (Grove City)

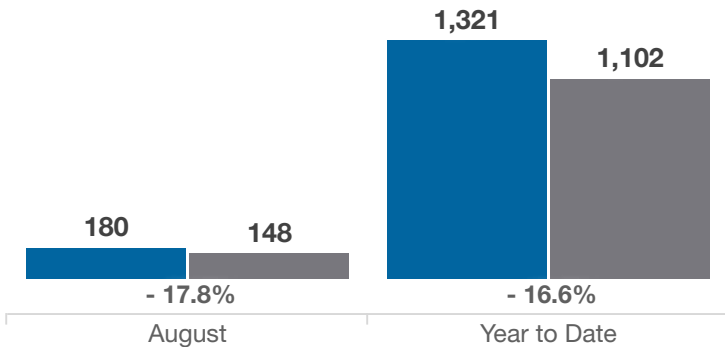
Franklin and Pickaway Counties

Key Metrics	August			Year to Date		
	2022	2023	% Change	Thru 8-2022	Thru 8-2023	% Change
Closed Sales	180	148	- 17.8%	1,321	1,102	- 16.6%
In Contracts	200	143	- 28.5%	1,400	1,138	- 18.7%
Average Sales Price*	\$302,763	\$302,955	+ 0.1%	\$286,776	\$306,535	+ 6.9%
Median Sales Price*	\$273,700	\$281,500	+ 2.8%	\$270,000	\$287,900	+ 6.6%
Average Price Per Square Foot*	\$179.21	\$184.93	+ 3.2%	\$178.13	\$184.72	+ 3.7%
Percent of Original List Price Received*	100.3%	100.3%	0.0%	103.2%	100.6%	- 2.5%
Percent of Last List Price Received*	101.4%	101.3%	- 0.1%	103.5%	101.6%	- 1.8%
Days on Market Until Sale	13	16	+ 23.1%	13	21	+ 61.5%
New Listings	192	158	- 17.7%	1,520	1,201	- 21.0%
Median List Price of New Listings	\$259,900	\$288,500	+ 11.0%	\$259,900	\$285,000	+ 9.7%
Median List Price at Time of Sale	\$263,450	\$277,450	+ 5.3%	\$256,900	\$279,900	+ 9.0%
Inventory of Homes for Sale	147	149	+ 1.4%	—	—	—
Months Supply of Inventory	0.8	1.1	+ 37.5%	—	—	—

\* Does not account for sale concessions and/or downpayment assistance. | Percent changes are calculated using rounded figures and can sometimes look extreme due to small sample size.

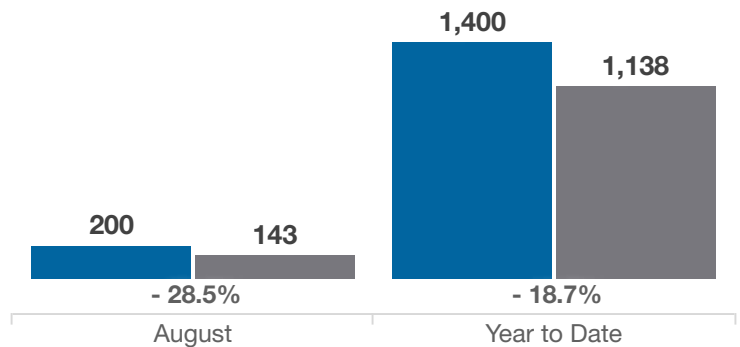
### Closed Sales

■ 2022 ■ 2023



### In Contracts

■ 2022 ■ 2023



### Median Sales Price

Current Period



Each data point represents the median sales price in a given month.

# Local Market Update – August 2023

A RESEARCH TOOL PROVIDED BY THE COLUMBUS REALTORS®  
BASED ON RESIDENTIAL LISTING DATA ONLY

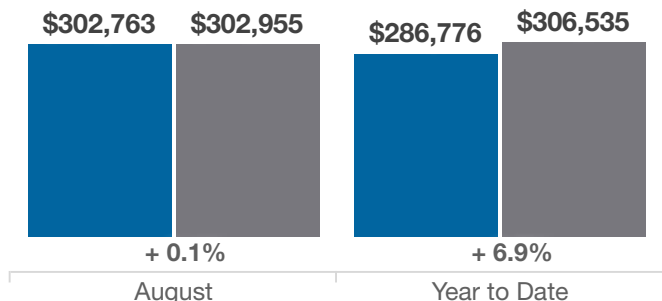


## South-Western City School District (Grove City)

Franklin and Pickaway Counties

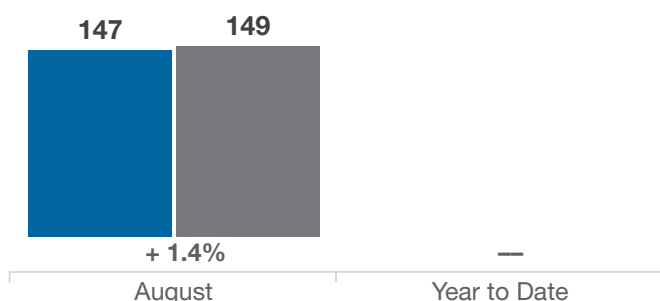
### Average Sales Price

■ 2022 ■ 2023



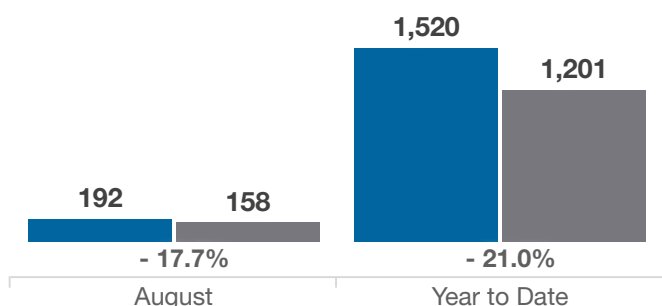
### Inventory of Homes for Sale

■ 2022 ■ 2023



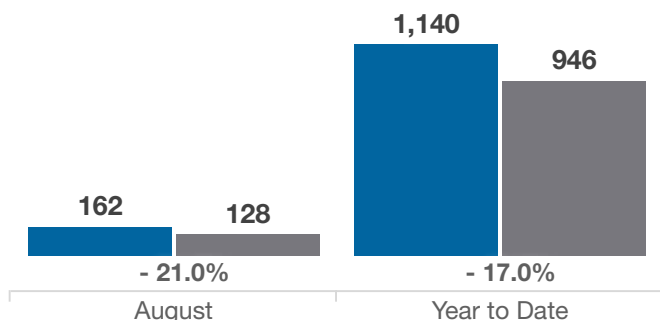
### New Listings

■ 2022 ■ 2023



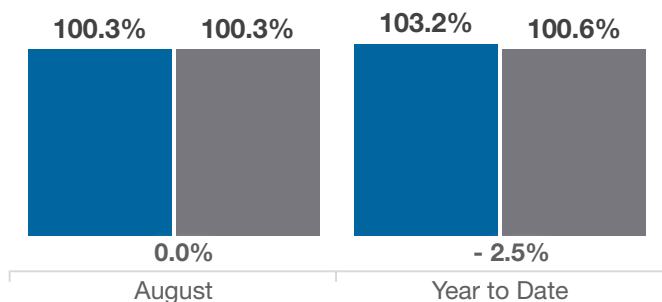
### Single Family Sales

■ 2022 ■ 2023



### Pct. Of Orig. List Price Received

■ 2022 ■ 2023



### Condo Sales

■ 2022 ■ 2023

