

# Local Market Update – August 2023

A RESEARCH TOOL PROVIDED BY THE COLUMBUS REALTORS®  
BASED ON RESIDENTIAL LISTING DATA ONLY



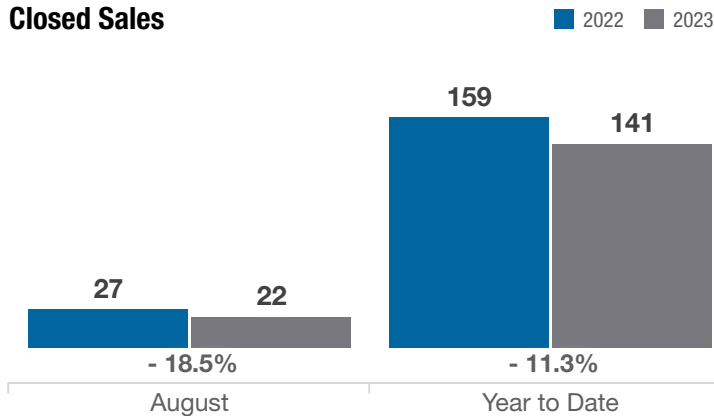
## Worthington (Corp.)

Franklin County

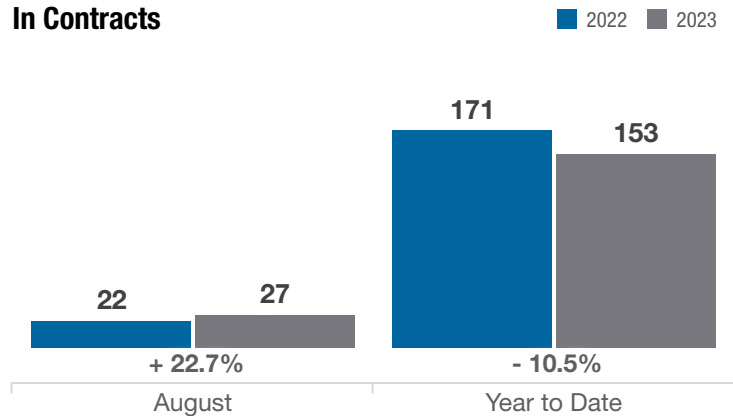
Key Metrics	August			Year to Date		
	2022	2023	% Change	Thru 8-2022	Thru 8-2023	% Change
Closed Sales	27	22	- 18.5%	159	141	- 11.3%
In Contracts	22	27	+ 22.7%	171	153	- 10.5%
Average Sales Price*	\$445,389	\$424,380	- 4.7%	\$494,703	\$457,186	- 7.6%
Median Sales Price*	\$410,000	\$405,000	- 1.2%	\$435,000	\$420,000	- 3.4%
Average Price Per Square Foot*	\$252.47	\$265.80	+ 5.3%	\$267.12	\$257.84	- 3.5%
Percent of Original List Price Received*	98.4%	98.9%	+ 0.5%	105.3%	101.0%	- 4.1%
Percent of Last List Price Received*	100.6%	100.7%	+ 0.1%	106.1%	102.4%	- 3.5%
Days on Market Until Sale	12	13	+ 8.3%	8	15	+ 87.5%
New Listings	23	24	+ 4.3%	186	166	- 10.8%
Median List Price of New Listings	\$398,500	\$325,000	- 18.4%	\$424,900	\$411,950	- 3.0%
Median List Price at Time of Sale	\$400,000	\$414,450	+ 3.6%	\$420,000	\$425,000	+ 1.2%
Inventory of Homes for Sale	18	19	+ 5.6%	—	—	—
Months Supply of Inventory	0.9	1.1	+ 22.2%	—	—	—

\* Does not account for sale concessions and/or downpayment assistance. | Percent changes are calculated using rounded figures and can sometimes look extreme due to small sample size.

### Closed Sales

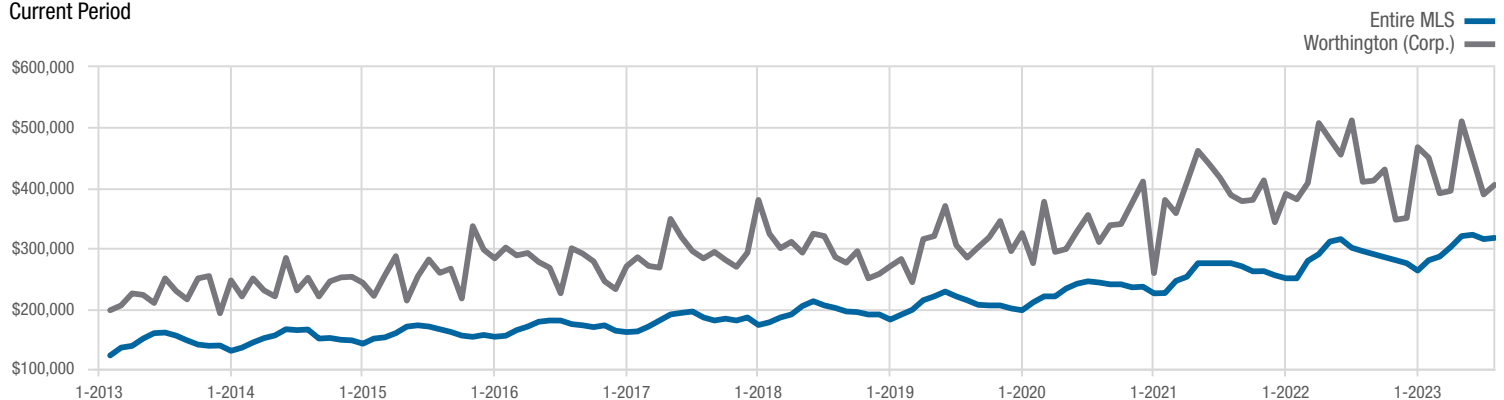


### In Contracts



### Median Sales Price

Current Period



Each data point represents the median sales price in a given month.

# Local Market Update – August 2023

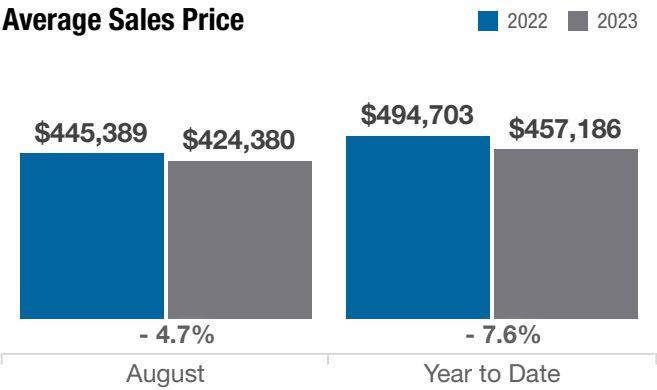
A RESEARCH TOOL PROVIDED BY THE COLUMBUS REALTORS®  
BASED ON RESIDENTIAL LISTING DATA ONLY



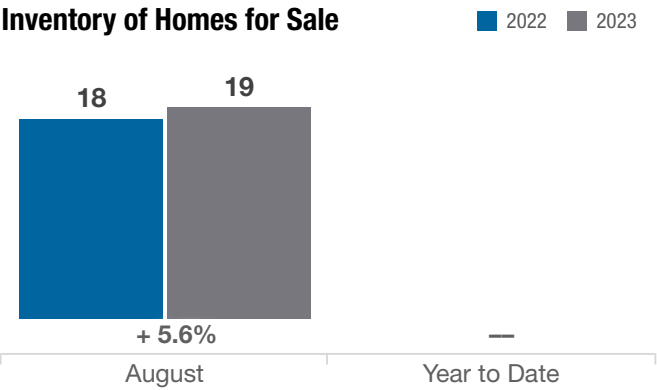
## Worthington (Corp.)

Franklin County

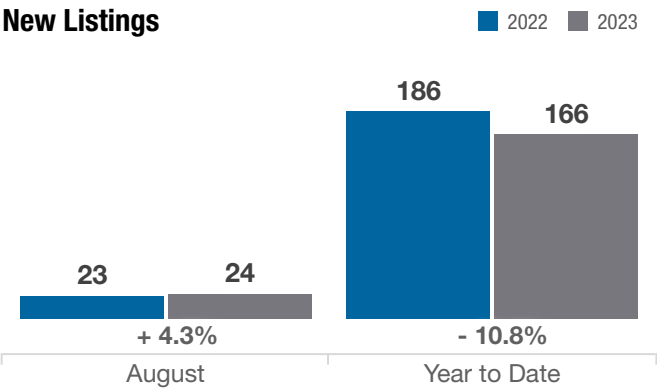
Average Sales Price



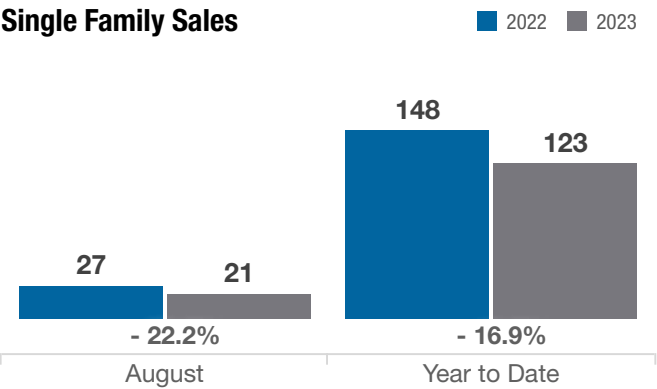
Inventory of Homes for Sale



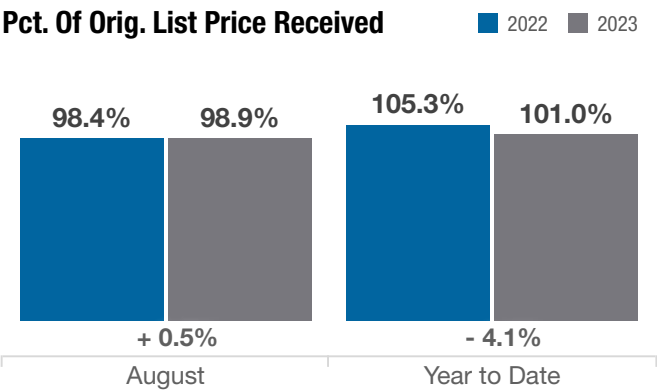
New Listings



Single Family Sales



Pct. Of Orig. List Price Received



Condo Sales

