

# Local Market Update – September 2023

A RESEARCH TOOL PROVIDED BY THE COLUMBUS REALTORS®  
BASED ON RESIDENTIAL LISTING DATA ONLY



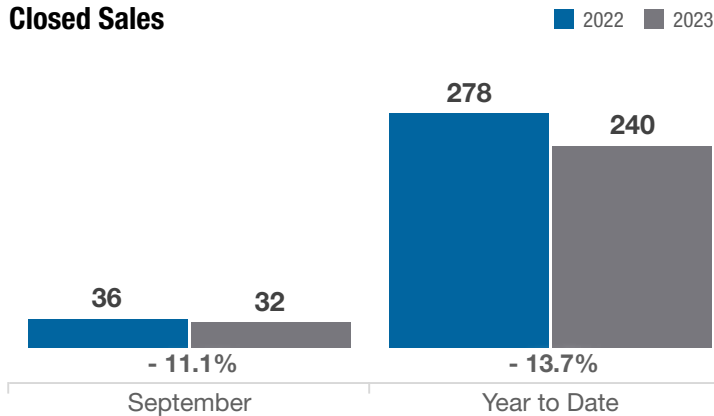
## Big Walnut Local School District

Delaware County

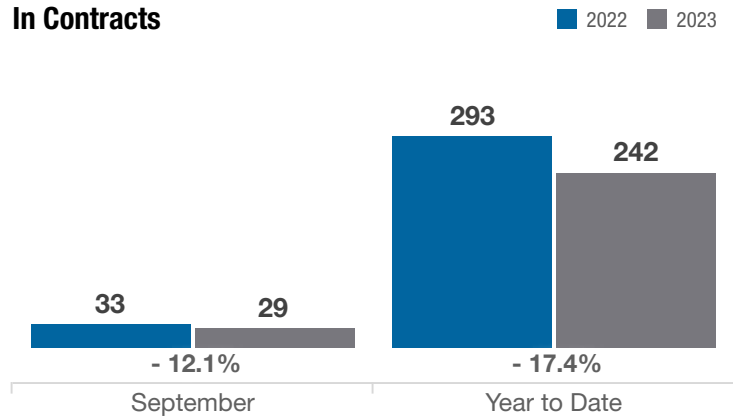
Key Metrics	September			Year to Date		
	2022	2023	% Change	Thru 9-2022	Thru 9-2023	% Change
Closed Sales	36	32	- 11.1%	278	240	- 13.7%
In Contracts	33	29	- 12.1%	293	242	- 17.4%
Average Sales Price*	\$480,970	\$587,546	+ 22.2%	\$531,276	\$531,793	+ 0.1%
Median Sales Price*	\$430,000	\$501,660	+ 16.7%	\$460,000	\$491,950	+ 6.9%
Average Price Per Square Foot*	\$240.89	\$248.41	+ 3.1%	\$231.10	\$232.60	+ 0.6%
Percent of Original List Price Received*	97.1%	96.8%	- 0.3%	101.4%	98.4%	- 3.0%
Percent of Last List Price Received*	99.3%	98.9%	- 0.4%	102.0%	99.9%	- 2.1%
Days on Market Until Sale	28	30	+ 7.1%	17	35	+ 105.9%
New Listings	42	19	- 54.8%	330	263	- 20.3%
Median List Price of New Listings	\$492,400	\$525,000	+ 6.6%	\$483,398	\$499,900	+ 3.4%
Median List Price at Time of Sale	\$445,000	\$499,900	+ 12.3%	\$449,900	\$499,900	+ 11.1%
Inventory of Homes for Sale	43	32	- 25.6%	—	—	—
Months Supply of Inventory	1.4	1.2	- 14.3%	—	—	—

\* Does not account for sale concessions and/or downpayment assistance. | Percent changes are calculated using rounded figures and can sometimes look extreme due to small sample size.

### Closed Sales

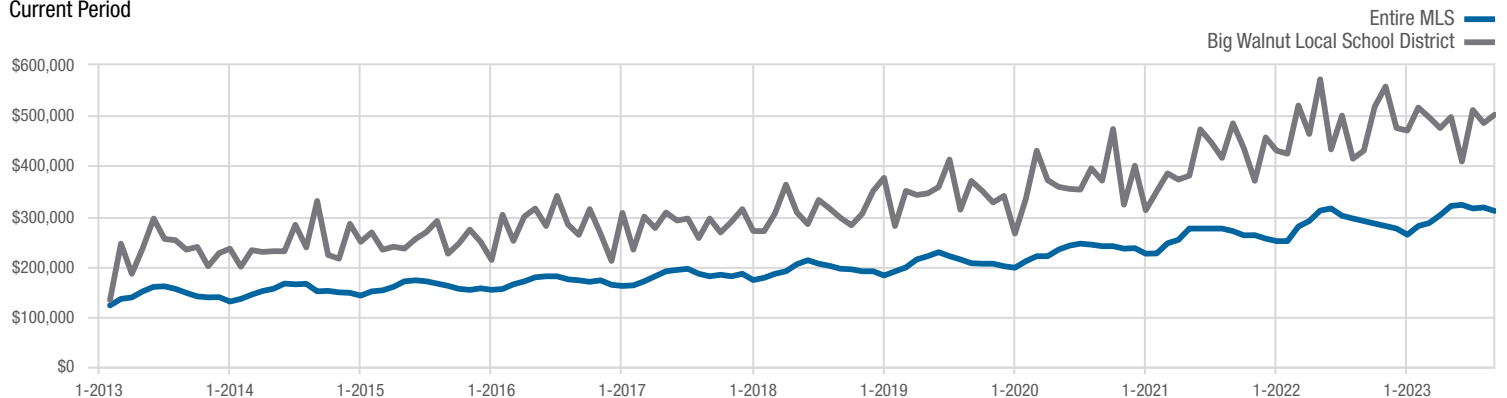


### In Contracts



### Median Sales Price

Current Period



Each data point represents the median sales price in a given month.

# Local Market Update – September 2023

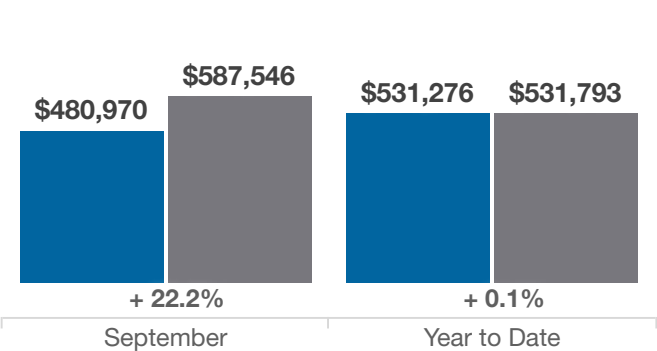
A RESEARCH TOOL PROVIDED BY THE COLUMBUS REALTORS®  
BASED ON RESIDENTIAL LISTING DATA ONLY



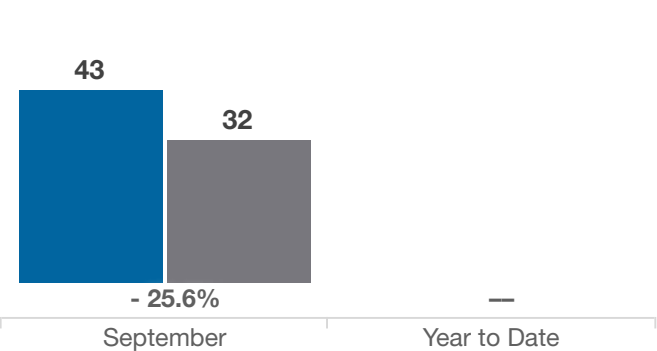
## Big Walnut Local School District

Delaware County

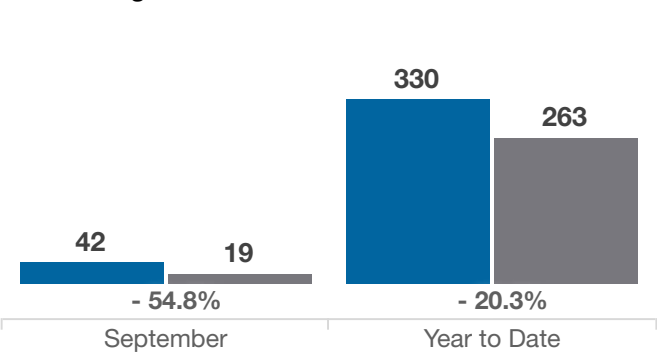
Average Sales Price



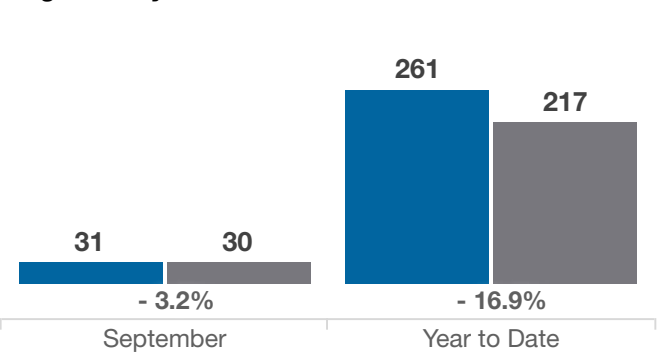
Inventory of Homes for Sale



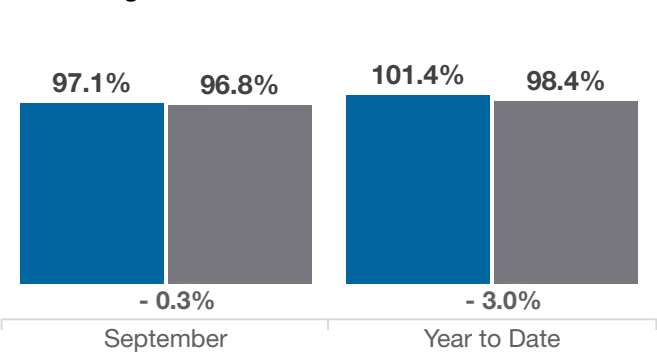
New Listings



Single Family Sales



Pct. Of Orig. List Price Received



Condo Sales

