

# Local Market Update – September 2023

A RESEARCH TOOL PROVIDED BY THE COLUMBUS REALTORS®  
BASED ON RESIDENTIAL LISTING DATA ONLY



## Washington Court House City School District

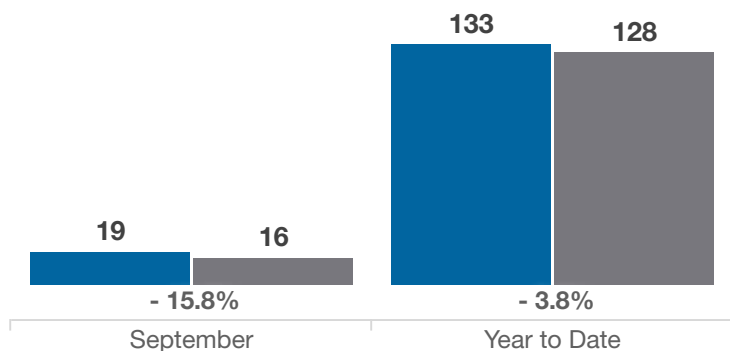
Fayette County

Key Metrics	September			Year to Date		
	2022	2023	% Change	Thru 9-2022	Thru 9-2023	% Change
Closed Sales	19	16	- 15.8%	133	128	- 3.8%
In Contracts	20	15	- 25.0%	140	134	- 4.3%
Average Sales Price*	\$165,963	\$192,584	+ 16.0%	\$175,722	\$179,361	+ 2.1%
Median Sales Price*	\$145,000	\$181,375	+ 25.1%	\$159,450	\$167,500	+ 5.0%
Average Price Per Square Foot*	\$120.19	\$139.92	+ 16.4%	\$115.26	\$123.21	+ 6.9%
Percent of Original List Price Received*	98.5%	96.2%	- 2.3%	98.3%	96.2%	- 2.1%
Percent of Last List Price Received*	99.3%	99.6%	+ 0.3%	100.0%	98.4%	- 1.6%
Days on Market Until Sale	13	41	+ 215.4%	14	31	+ 121.4%
New Listings	11	17	+ 54.5%	165	152	- 7.9%
Median List Price of New Listings	\$150,000	\$209,900	+ 39.9%	\$159,900	\$174,950	+ 9.4%
Median List Price at Time of Sale	\$144,900	\$182,900	+ 26.2%	\$156,950	\$169,000	+ 7.7%
Inventory of Homes for Sale	21	23	+ 9.5%	—	—	—
Months Supply of Inventory	1.3	1.7	+ 30.8%	—	—	—

\* Does not account for sale concessions and/or downpayment assistance. | Percent changes are calculated using rounded figures and can sometimes look extreme due to small sample size.

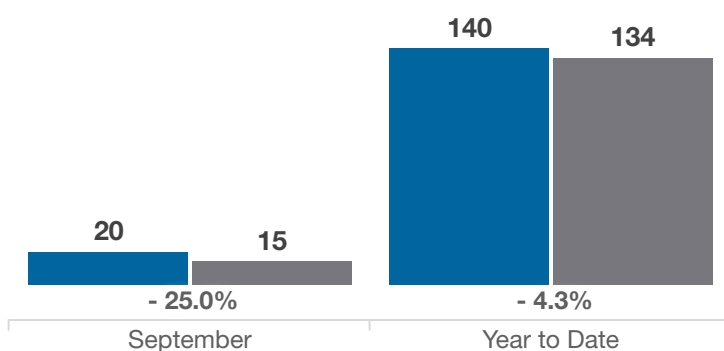
### Closed Sales

■ 2022 ■ 2023



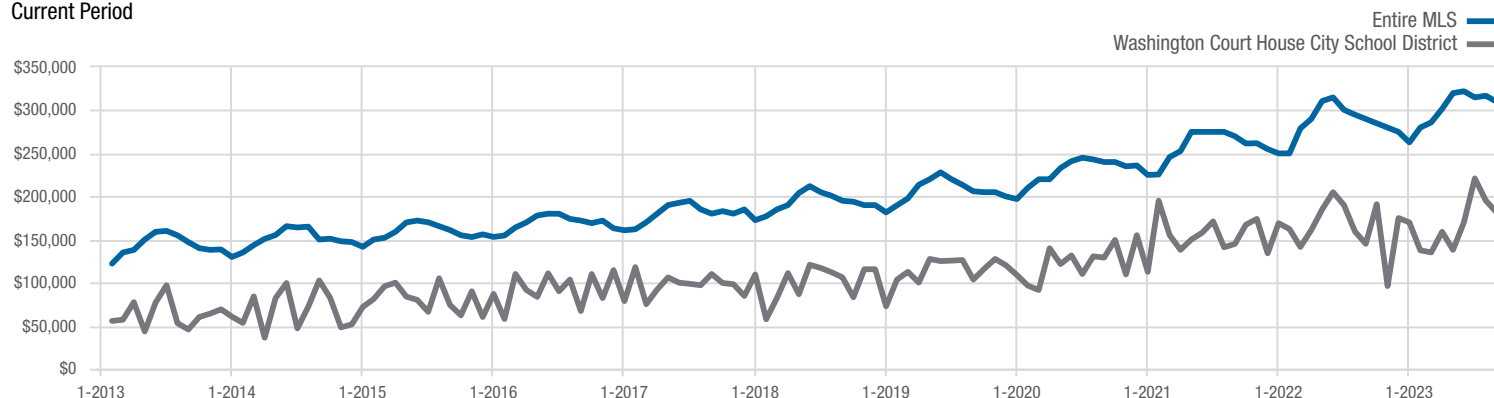
### In Contracts

■ 2022 ■ 2023



### Median Sales Price

Current Period



Each data point represents the median sales price in a given month.

# Local Market Update – September 2023

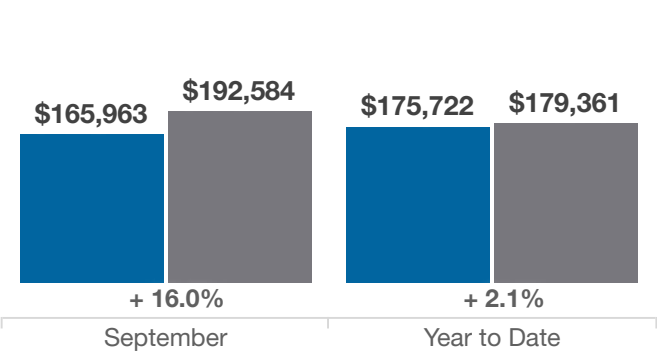
A RESEARCH TOOL PROVIDED BY THE COLUMBUS REALTORS®  
BASED ON RESIDENTIAL LISTING DATA ONLY



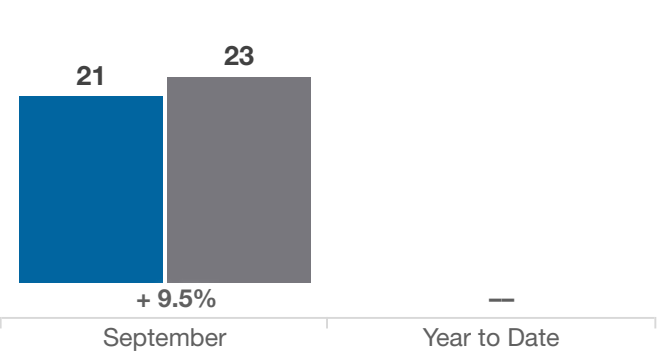
## Washington Court House City School District

Fayette County

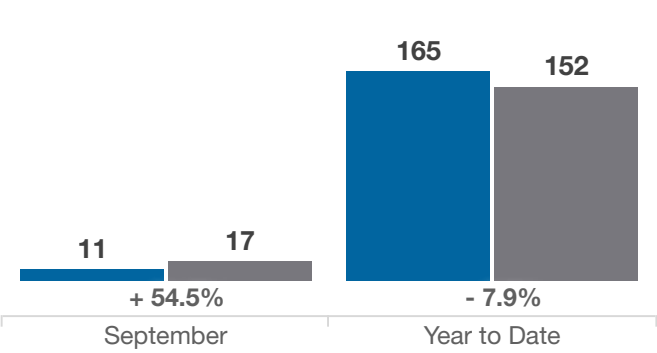
Average Sales Price



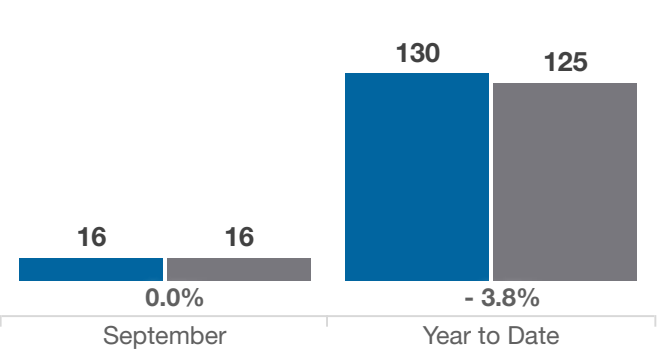
Inventory of Homes for Sale



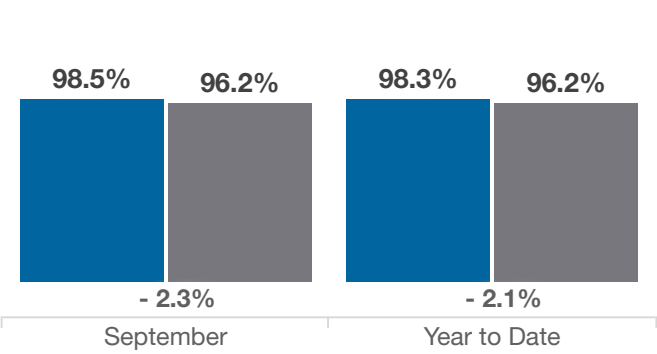
New Listings



Single Family Sales



Pct. Of Orig. List Price Received



Condo Sales

