

# Local Market Update – September 2023

A RESEARCH TOOL PROVIDED BY THE COLUMBUS REALTORS®  
BASED ON RESIDENTIAL LISTING DATA ONLY



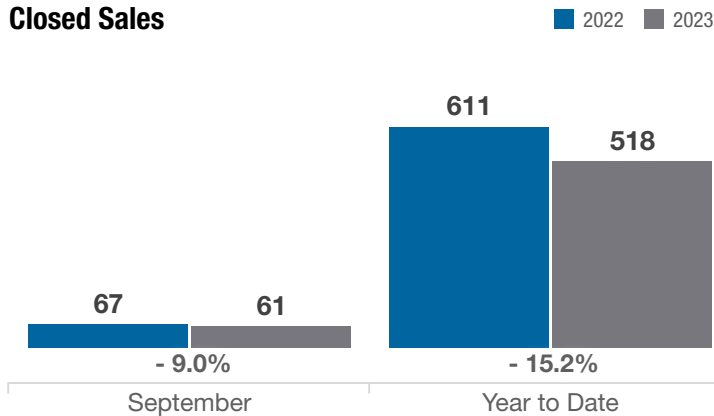
## Worthington City School District

Franklin County

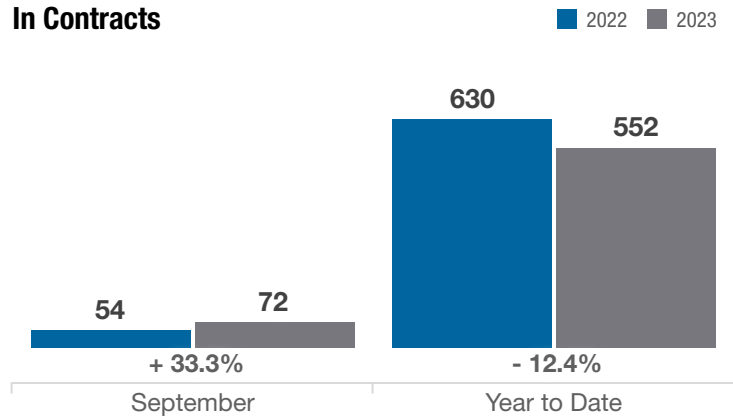
Key Metrics	September			Year to Date		
	2022	2023	% Change	Thru 9-2022	Thru 9-2023	% Change
Closed Sales	67	61	- 9.0%	611	518	- 15.2%
In Contracts	54	72	+ 33.3%	630	552	- 12.4%
Average Sales Price*	\$380,467	\$403,197	+ 6.0%	\$394,486	\$391,124	- 0.9%
Median Sales Price*	\$366,000	\$371,825	+ 1.6%	\$365,000	\$367,500	+ 0.7%
Average Price Per Square Foot*	\$212.11	\$224.18	+ 5.7%	\$220.01	\$225.77	+ 2.6%
Percent of Original List Price Received*	100.4%	99.6%	- 0.8%	105.5%	102.1%	- 3.2%
Percent of Last List Price Received*	101.3%	100.6%	- 0.7%	105.9%	102.8%	- 2.9%
Days on Market Until Sale	11	12	+ 9.1%	8	13	+ 62.5%
New Listings	58	75	+ 29.3%	681	594	- 12.8%
Median List Price of New Listings	\$329,900	\$419,000	+ 27.0%	\$350,000	\$369,900	+ 5.7%
Median List Price at Time of Sale	\$360,000	\$369,900	+ 2.8%	\$349,500	\$351,250	+ 0.5%
Inventory of Homes for Sale	47	56	+ 19.1%	—	—	—
Months Supply of Inventory	0.7	1.0	+ 42.9%	—	—	—

\* Does not account for sale concessions and/or downpayment assistance. | Percent changes are calculated using rounded figures and can sometimes look extreme due to small sample size.

### Closed Sales

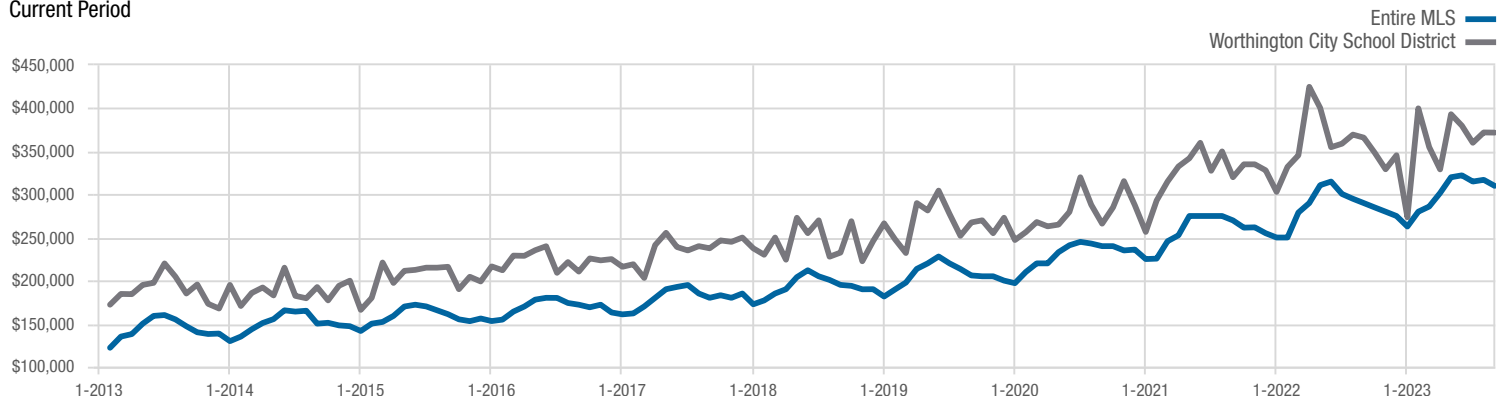


### In Contracts



### Median Sales Price

Current Period



Each data point represents the median sales price in a given month.

# Local Market Update – September 2023

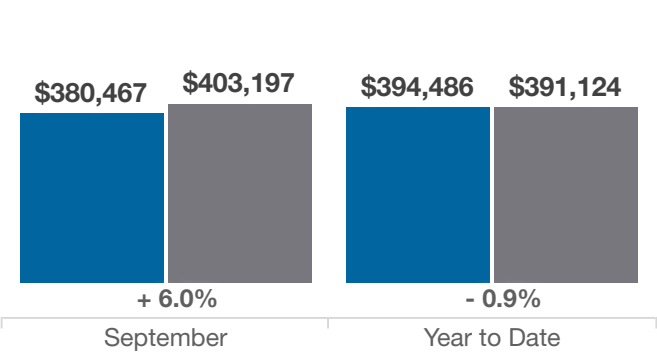
A RESEARCH TOOL PROVIDED BY THE COLUMBUS REALTORS®  
BASED ON RESIDENTIAL LISTING DATA ONLY



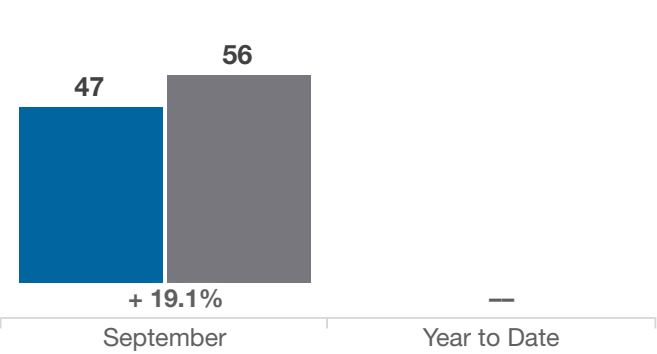
## Worthington City School District

Franklin County

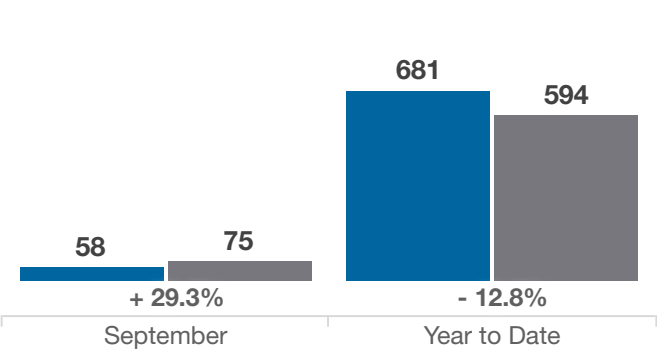
Average Sales Price



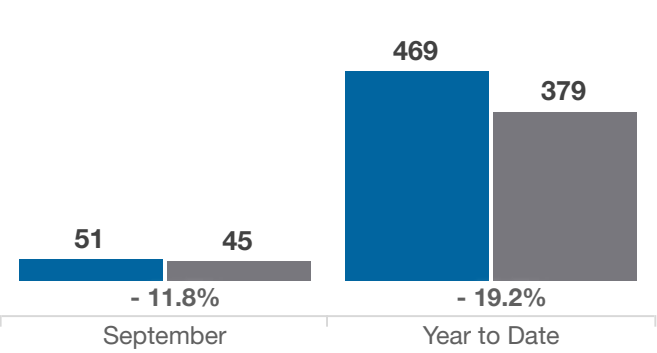
Inventory of Homes for Sale



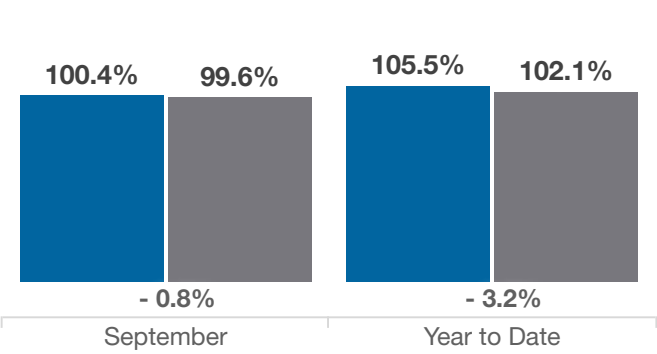
New Listings



Single Family Sales



Pct. Of Orig. List Price Received



Condo Sales

