

# Local Market Update – October 2023

A RESEARCH TOOL PROVIDED BY THE COLUMBUS REALTORS®  
BASED ON RESIDENTIAL LISTING DATA ONLY



## Gahanna (Corp.)

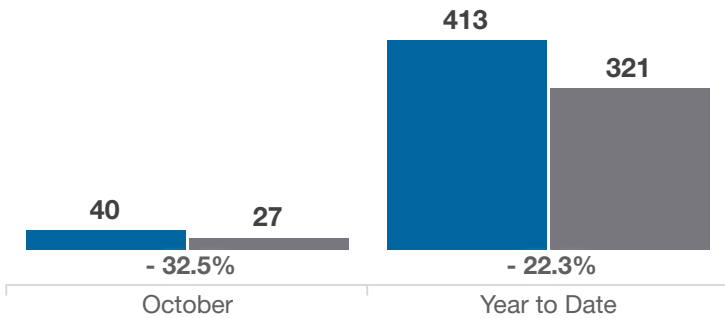
Franklin County

Key Metrics	October			Year to Date		
	2022	2023	% Change	Thru 10-2022	Thru 10-2023	% Change
Closed Sales	40	27	- 32.5%	413	321	- 22.3%
In Contracts	40	30	- 25.0%	419	329	- 21.5%
Average Sales Price*	\$379,668	\$357,381	- 5.9%	\$373,753	\$373,422	- 0.1%
Median Sales Price*	\$375,000	\$351,000	- 6.4%	\$348,000	\$348,000	0.0%
Average Price Per Square Foot*	\$189.96	\$200.57	+ 5.6%	\$195.85	\$201.77	+ 3.0%
Percent of Original List Price Received*	100.3%	100.0%	- 0.3%	105.2%	101.4%	- 3.6%
Percent of Last List Price Received*	101.1%	100.6%	- 0.5%	105.3%	102.1%	- 3.0%
Days on Market Until Sale	10	8	- 20.0%	7	12	+ 71.4%
New Listings	29	37	+ 27.6%	475	363	- 23.6%
Median List Price of New Listings	\$349,900	\$339,900	- 2.9%	\$335,000	\$349,900	+ 4.4%
Median List Price at Time of Sale	\$367,450	\$344,900	- 6.1%	\$329,000	\$344,900	+ 4.8%
Inventory of Homes for Sale	29	33	+ 13.8%	—	—	—
Months Supply of Inventory	0.7	1.1	+ 57.1%	—	—	—

\* Does not account for sale concessions and/or downpayment assistance. | Percent changes are calculated using rounded figures and can sometimes look extreme due to small sample size.

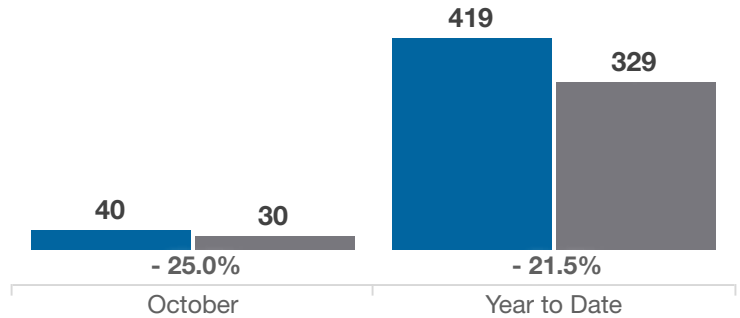
### Closed Sales

■ 2022 ■ 2023



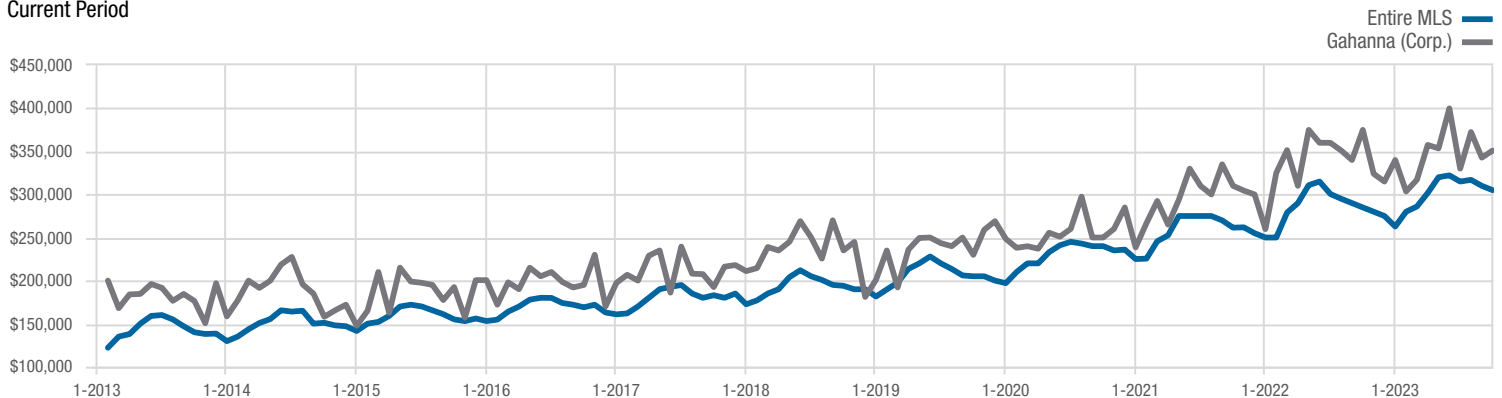
### In Contracts

■ 2022 ■ 2023



### Median Sales Price

Current Period



Each data point represents the median sales price in a given month.

# Local Market Update – October 2023

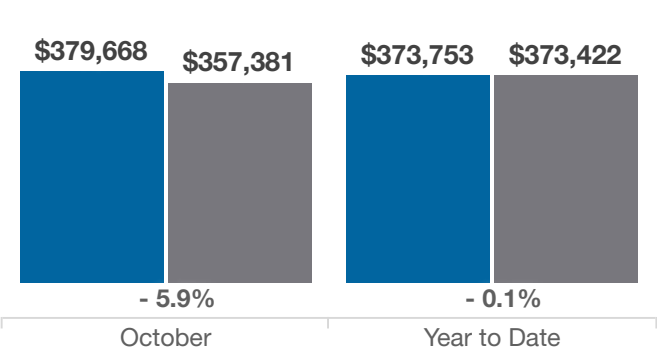
A RESEARCH TOOL PROVIDED BY THE COLUMBUS REALTORS®  
BASED ON RESIDENTIAL LISTING DATA ONLY



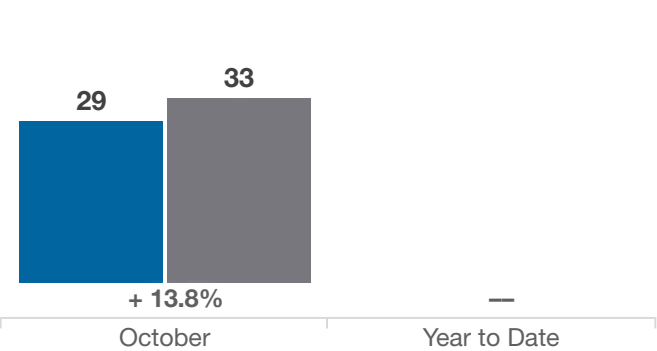
## Gahanna (Corp.)

Franklin County

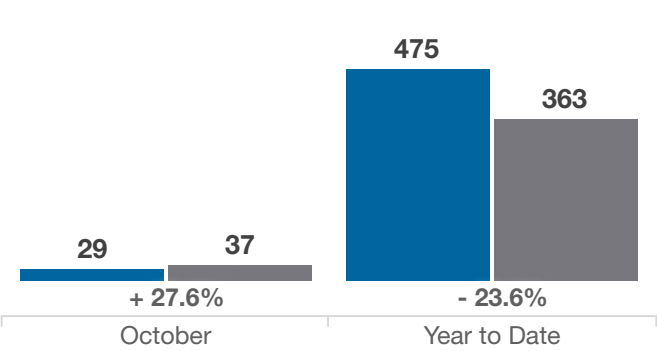
Average Sales Price



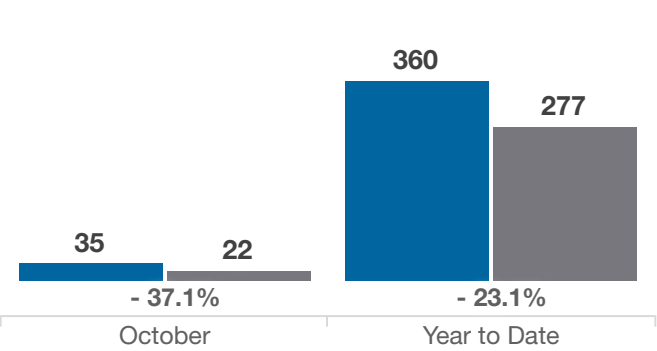
Inventory of Homes for Sale



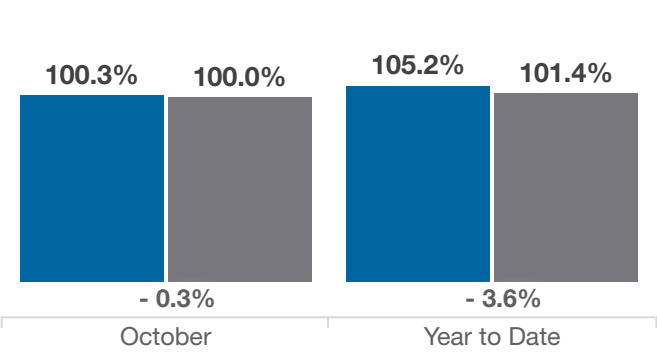
New Listings



Single Family Sales



Pct. Of Orig. List Price Received



Condo Sales

