

Local Market Update – October 2023

A RESEARCH TOOL PROVIDED BY THE COLUMBUS REALTORS®
BASED ON RESIDENTIAL LISTING DATA ONLY



Gahanna Jefferson City School District

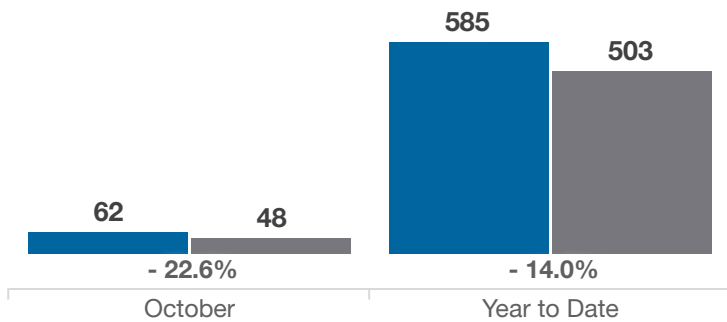
Franklin County

Key Metrics	October			Year to Date		
	2022	2023	% Change	Thru 10-2022	Thru 10-2023	% Change
Closed Sales	62	48	- 22.6%	585	503	- 14.0%
In Contracts	58	41	- 29.3%	602	509	- 15.4%
Average Sales Price*	\$417,488	\$424,860	+ 1.8%	\$411,677	\$427,866	+ 3.9%
Median Sales Price*	\$375,000	\$388,490	+ 3.6%	\$361,250	\$375,000	+ 3.8%
Average Price Per Square Foot*	\$196.70	\$199.17	+ 1.3%	\$197.29	\$203.33	+ 3.1%
Percent of Original List Price Received*	99.1%	99.2%	+ 0.1%	104.2%	100.4%	- 3.6%
Percent of Last List Price Received*	100.5%	100.5%	0.0%	104.6%	101.4%	- 3.1%
Days on Market Until Sale	15	18	+ 20.0%	11	17	+ 54.5%
New Listings	51	51	0.0%	688	582	- 15.4%
Median List Price of New Listings	\$399,900	\$390,000	- 2.5%	\$350,000	\$375,000	+ 7.1%
Median List Price at Time of Sale	\$372,500	\$393,950	+ 5.8%	\$345,000	\$369,900	+ 7.2%
Inventory of Homes for Sale	64	65	+ 1.6%	—	—	—
Months Supply of Inventory	1.1	1.3	+ 18.2%	—	—	—

* Does not account for sale concessions and/or downpayment assistance. | Percent changes are calculated using rounded figures and can sometimes look extreme due to small sample size.

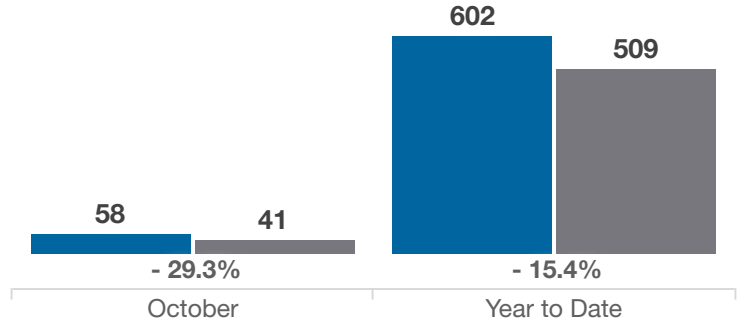
Closed Sales

■ 2022 ■ 2023



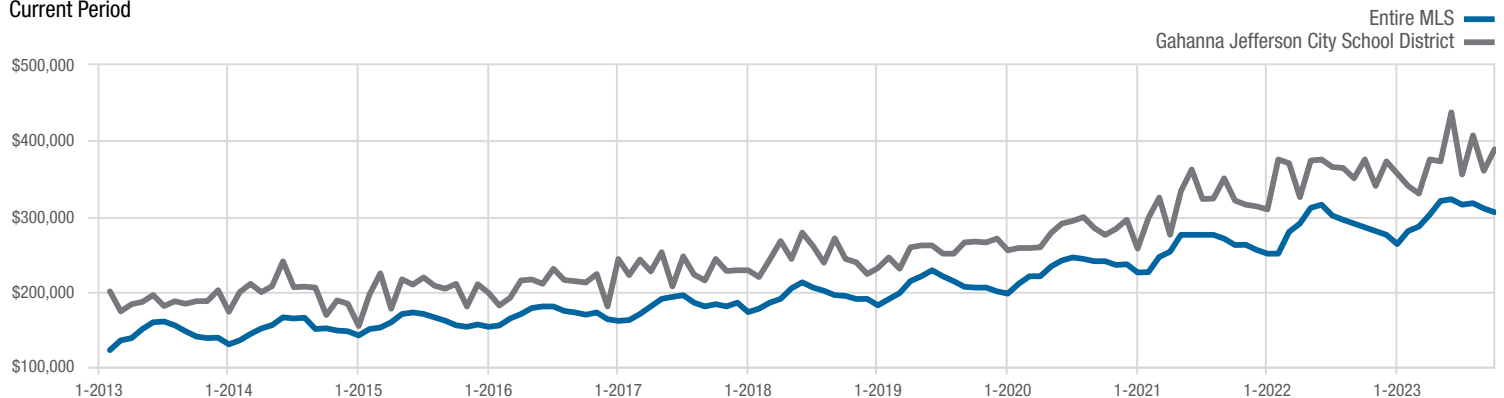
In Contracts

■ 2022 ■ 2023



Median Sales Price

Current Period



Each data point represents the median sales price in a given month.

Local Market Update – October 2023

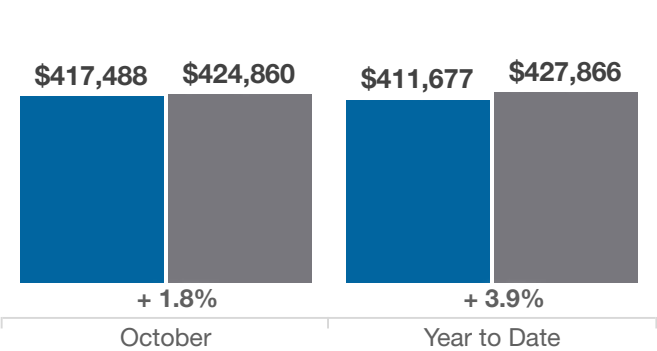
A RESEARCH TOOL PROVIDED BY THE COLUMBUS REALTORS®
BASED ON RESIDENTIAL LISTING DATA ONLY



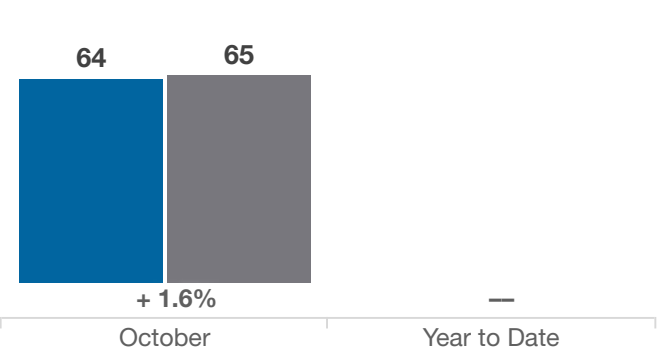
Gahanna Jefferson City School District

Franklin County

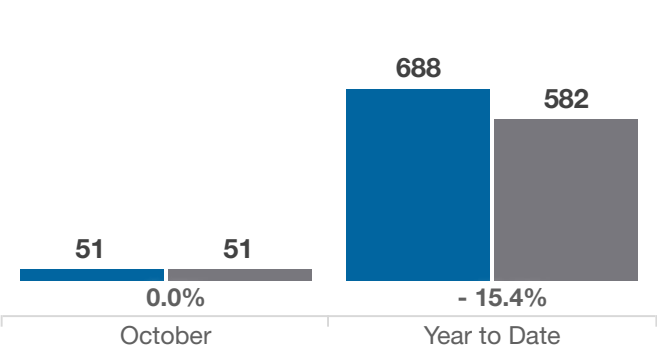
Average Sales Price



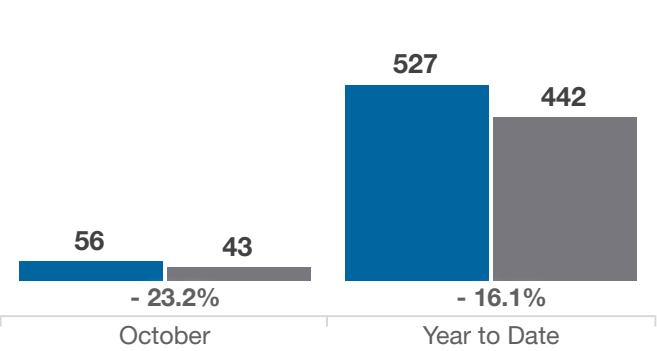
Inventory of Homes for Sale



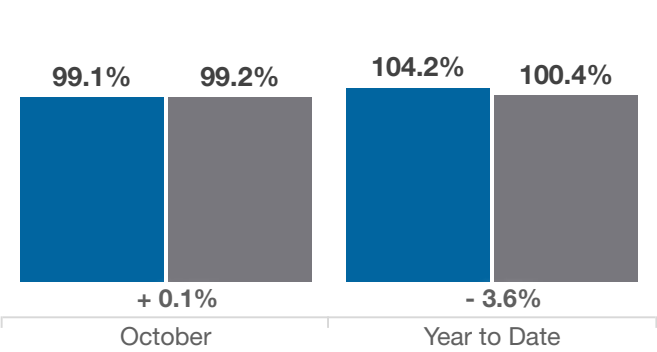
New Listings



Single Family Sales



Pct. Of Orig. List Price Received



Condo Sales

