

Local Market Update – October 2023

A RESEARCH TOOL PROVIDED BY THE COLUMBUS REALTORS®
BASED ON RESIDENTIAL LISTING DATA ONLY



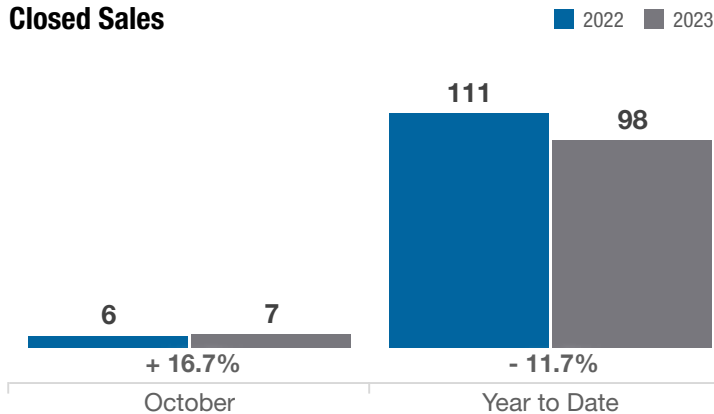
German Village

Franklin County (43206 and German Village subdivision)

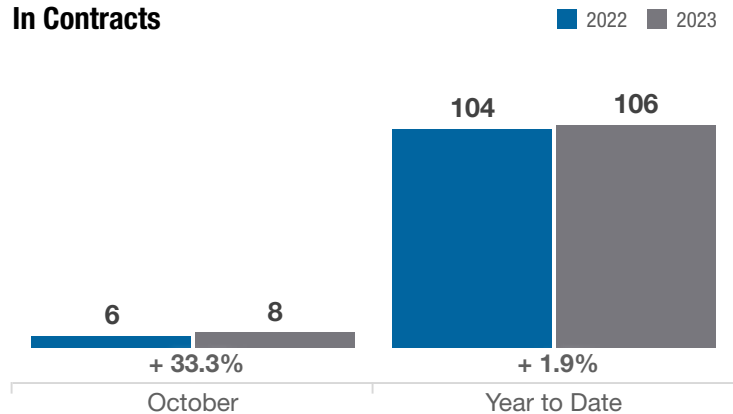
| Key Metrics | October | | | Year to Date | | |
|--|-----------|-----------|----------|--------------|--------------|----------|
| | 2022 | 2023 | % Change | Thru 10-2022 | Thru 10-2023 | % Change |
| Closed Sales | 6 | 7 | + 16.7% | 111 | 98 | - 11.7% |
| In Contracts | 6 | 8 | + 33.3% | 104 | 106 | + 1.9% |
| Average Sales Price* | \$499,983 | \$518,711 | + 3.7% | \$579,548 | \$594,289 | + 2.5% |
| Median Sales Price* | \$500,000 | \$397,500 | - 20.5% | \$497,450 | \$518,750 | + 4.3% |
| Average Price Per Square Foot* | \$352.51 | \$330.18 | - 6.3% | \$338.04 | \$342.35 | + 1.3% |
| Percent of Original List Price Received* | 98.1% | 96.4% | - 1.7% | 99.8% | 99.1% | - 0.7% |
| Percent of Last List Price Received* | 100.1% | 100.1% | 0.0% | 101.1% | 100.7% | - 0.4% |
| Days on Market Until Sale | 22 | 38 | + 72.7% | 18 | 20 | + 11.1% |
| New Listings | 5 | 15 | + 200.0% | 128 | 144 | + 12.5% |
| Median List Price of New Listings | \$419,900 | \$669,000 | + 59.3% | \$529,850 | \$542,000 | + 2.3% |
| Median List Price at Time of Sale | \$479,700 | \$397,500 | - 17.1% | \$482,250 | \$499,900 | + 3.7% |
| Inventory of Homes for Sale | 12 | 31 | + 158.3% | — | — | — |
| Months Supply of Inventory | 1.1 | 3.1 | + 181.8% | — | — | — |

* Does not account for sale concessions and/or downpayment assistance. | Percent changes are calculated using rounded figures and can sometimes look extreme due to small sample size.

Closed Sales

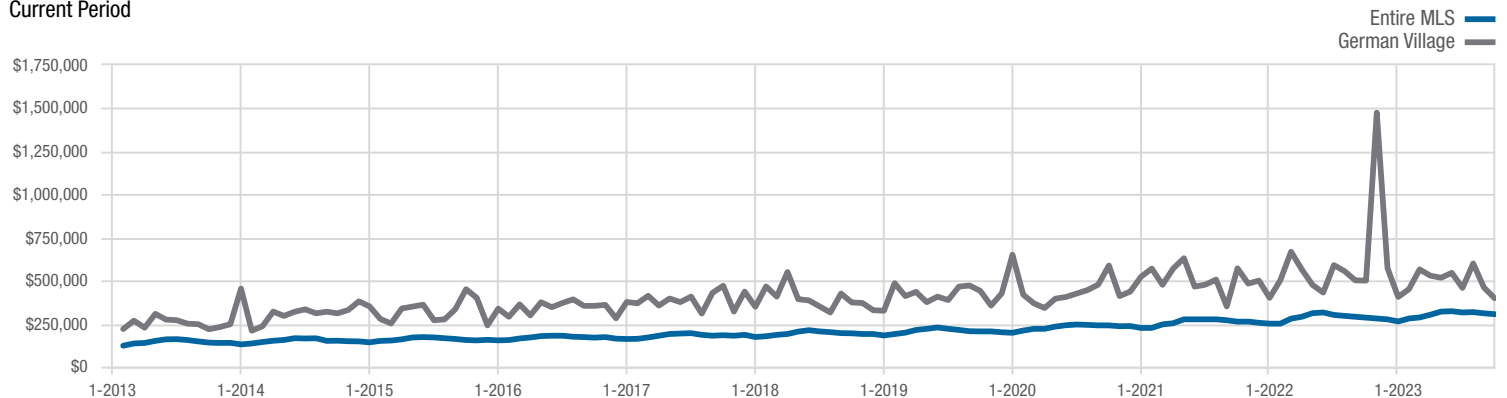


In Contracts



Median Sales Price

Current Period



Each data point represents the median sales price in a given month.

Local Market Update – October 2023

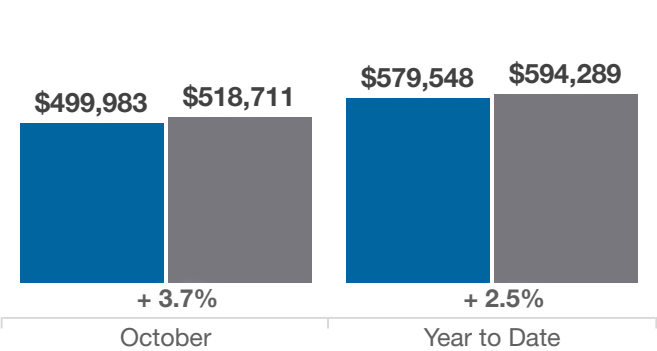
A RESEARCH TOOL PROVIDED BY THE COLUMBUS REALTORS®
BASED ON RESIDENTIAL LISTING DATA ONLY



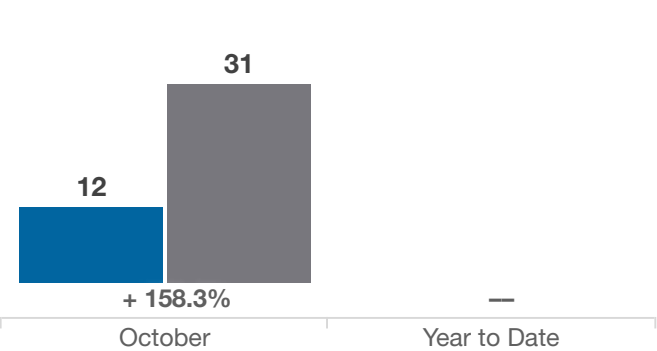
German Village

Franklin County (43206 and German Village subdivision)

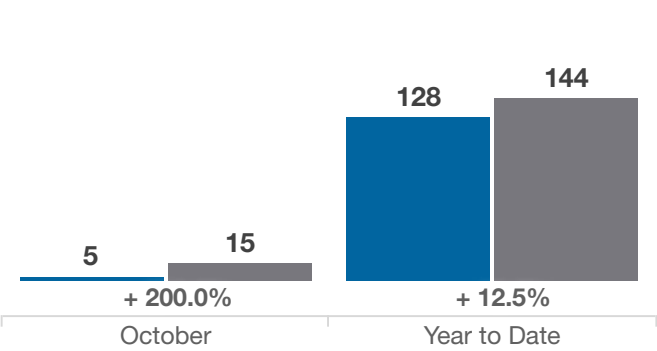
Average Sales Price



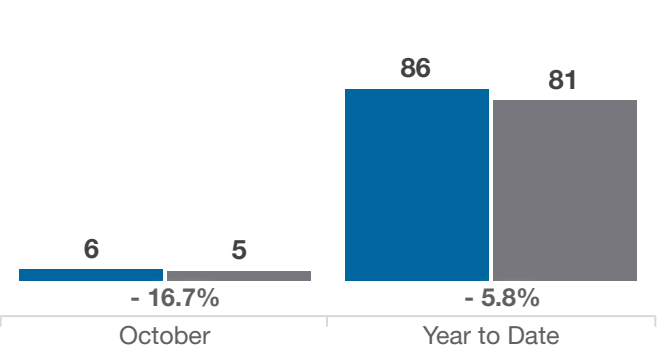
Inventory of Homes for Sale



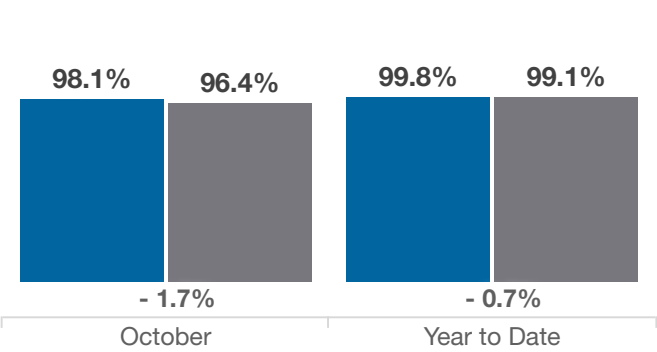
New Listings



Single Family Sales



Pct. Of Orig. List Price Received



Condo Sales

