

# Local Market Update – October 2023

A RESEARCH TOOL PROVIDED BY THE COLUMBUS REALTORS®  
BASED ON RESIDENTIAL LISTING DATA ONLY



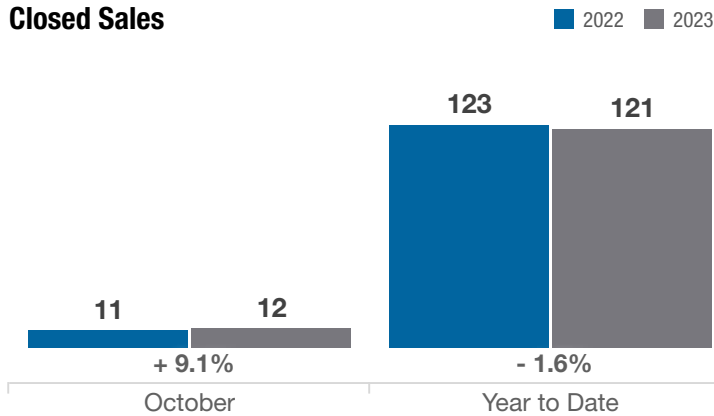
## Granville Exempted Village School District

Licking County

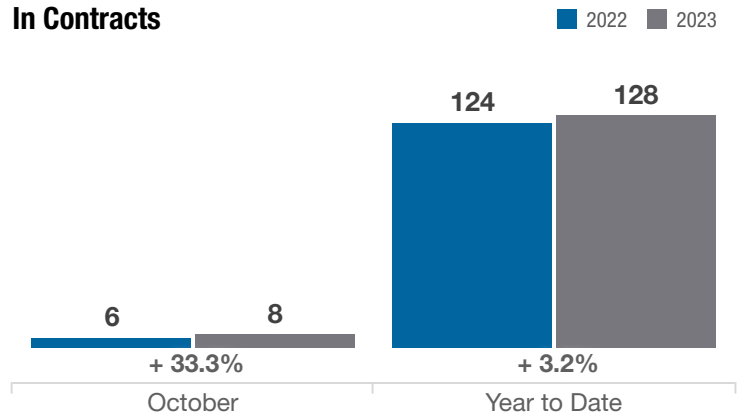
Key Metrics	October			Year to Date		
	2022	2023	% Change	Thru 10-2022	Thru 10-2023	% Change
Closed Sales	11	12	+ 9.1%	123	121	- 1.6%
In Contracts	6	8	+ 33.3%	124	128	+ 3.2%
Average Sales Price*	\$595,436	\$816,000	+ 37.0%	\$547,328	\$583,343	+ 6.6%
Median Sales Price*	\$585,000	\$657,500	+ 12.4%	\$515,000	\$500,000	- 2.9%
Average Price Per Square Foot*	\$239.18	\$254.78	+ 6.5%	\$225.25	\$227.12	+ 0.8%
Percent of Original List Price Received*	94.7%	89.2%	- 5.8%	101.3%	98.6%	- 2.7%
Percent of Last List Price Received*	97.4%	95.0%	- 2.5%	102.1%	100.0%	- 2.1%
Days on Market Until Sale	36	59	+ 63.9%	24	23	- 4.2%
New Listings	13	13	0.0%	139	162	+ 16.5%
Median List Price of New Listings	\$449,900	\$499,900	+ 11.1%	\$499,000	\$527,762	+ 5.8%
Median List Price at Time of Sale	\$614,000	\$694,900	+ 13.2%	\$495,000	\$499,900	+ 1.0%
Inventory of Homes for Sale	16	28	+ 75.0%	—	—	—
Months Supply of Inventory	1.3	2.5	+ 92.3%	—	—	—

\* Does not account for sale concessions and/or downpayment assistance. | Percent changes are calculated using rounded figures and can sometimes look extreme due to small sample size.

### Closed Sales

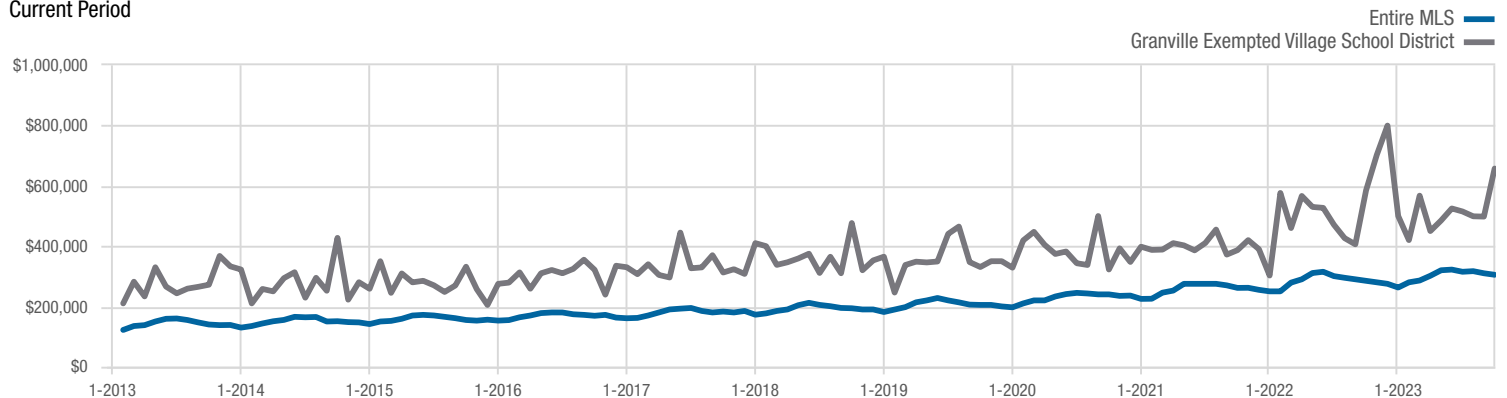


### In Contracts



### Median Sales Price

Current Period



Each data point represents the median sales price in a given month.

# Local Market Update – October 2023

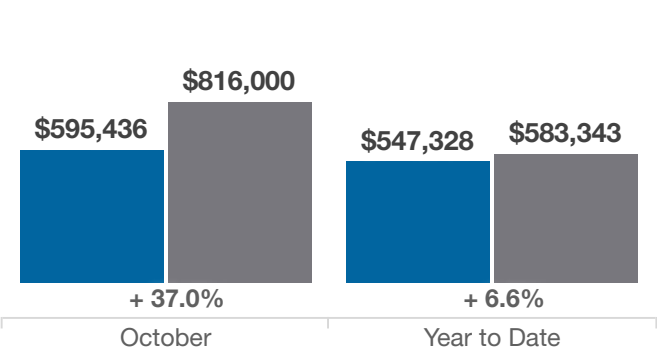
A RESEARCH TOOL PROVIDED BY THE COLUMBUS REALTORS®  
BASED ON RESIDENTIAL LISTING DATA ONLY



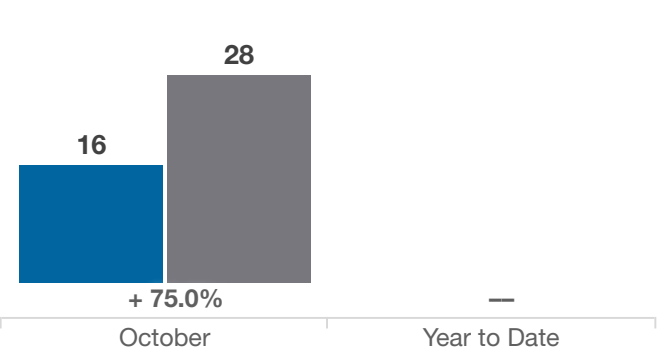
## Granville Exempted Village School District

Licking County

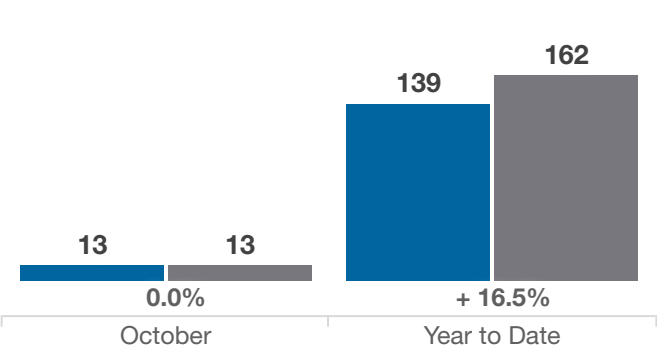
Average Sales Price



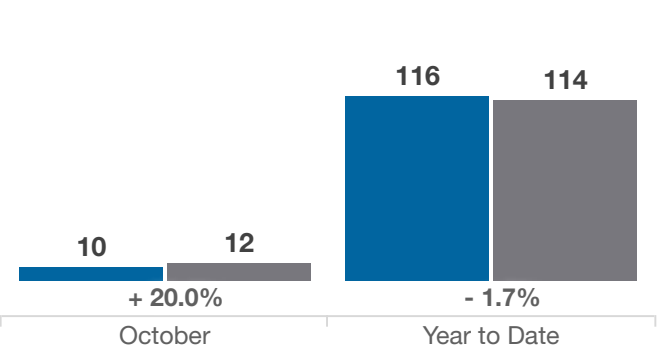
Inventory of Homes for Sale



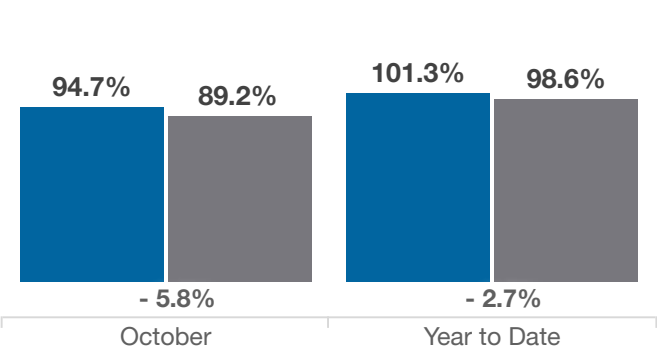
New Listings



Single Family Sales



Pct. Of Orig. List Price Received



Condo Sales

