

# Local Market Update – October 2023

A RESEARCH TOOL PROVIDED BY THE COLUMBUS REALTORS®  
BASED ON RESIDENTIAL LISTING DATA ONLY



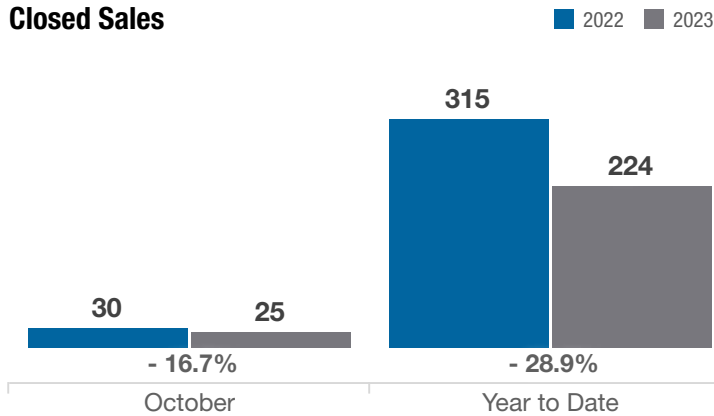
## Pataskala (Corp.)

Licking County

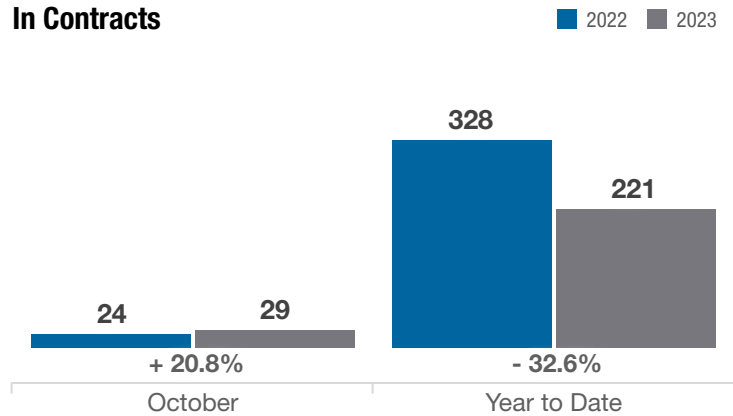
Key Metrics	October			Year to Date		
	2022	2023	% Change	Thru 10-2022	Thru 10-2023	% Change
Closed Sales	30	25	- 16.7%	315	224	- 28.9%
In Contracts	24	29	+ 20.8%	328	221	- 32.6%
Average Sales Price*	\$339,968	\$349,174	+ 2.7%	\$359,151	\$348,452	- 3.0%
Median Sales Price*	\$347,500	\$362,250	+ 4.2%	\$360,000	\$350,000	- 2.8%
Average Price Per Square Foot*	\$168.99	\$193.61	+ 14.6%	\$183.31	\$183.67	+ 0.2%
Percent of Original List Price Received*	100.0%	98.9%	- 1.1%	101.9%	98.5%	- 3.3%
Percent of Last List Price Received*	101.4%	99.7%	- 1.7%	101.9%	100.0%	- 1.9%
Days on Market Until Sale	17	11	- 35.3%	20	28	+ 40.0%
New Listings	31	20	- 35.5%	393	255	- 35.1%
Median List Price of New Listings	\$334,900	\$368,874	+ 10.1%	\$348,900	\$359,900	+ 3.2%
Median List Price at Time of Sale	\$350,000	\$355,000	+ 1.4%	\$349,900	\$350,000	+ 0.0%
Inventory of Homes for Sale	48	32	- 33.3%	—	—	—
Months Supply of Inventory	1.5	1.5	0.0%	—	—	—

\* Does not account for sale concessions and/or downpayment assistance. | Percent changes are calculated using rounded figures and can sometimes look extreme due to small sample size.

### Closed Sales

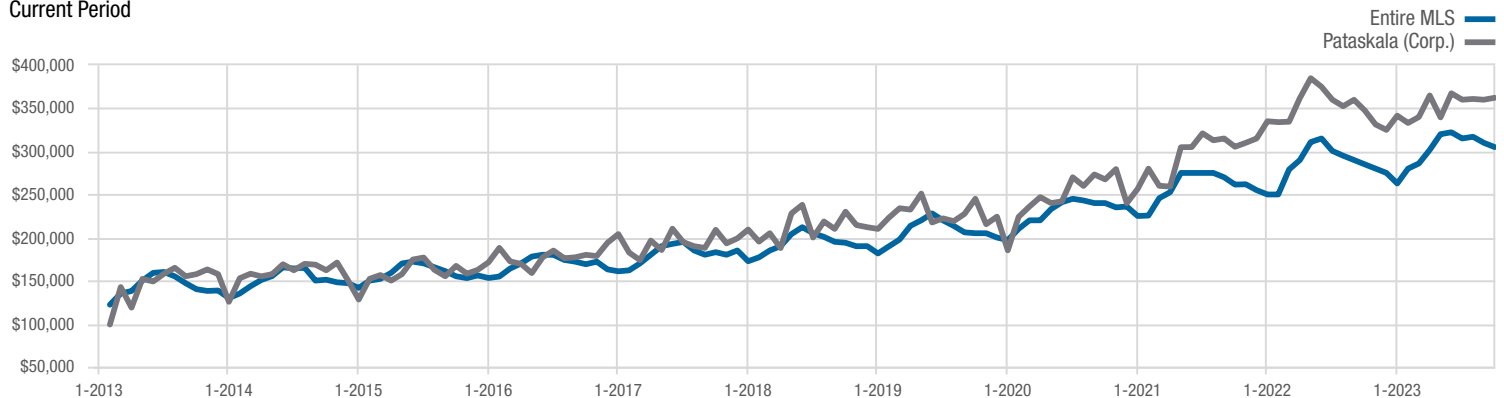


### In Contracts



### Median Sales Price

Current Period



Each data point represents the median sales price in a given month.

# Local Market Update – October 2023

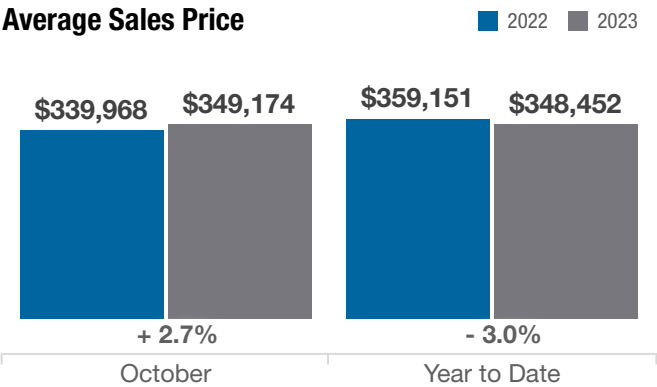
A RESEARCH TOOL PROVIDED BY THE COLUMBUS REALTORS®  
BASED ON RESIDENTIAL LISTING DATA ONLY



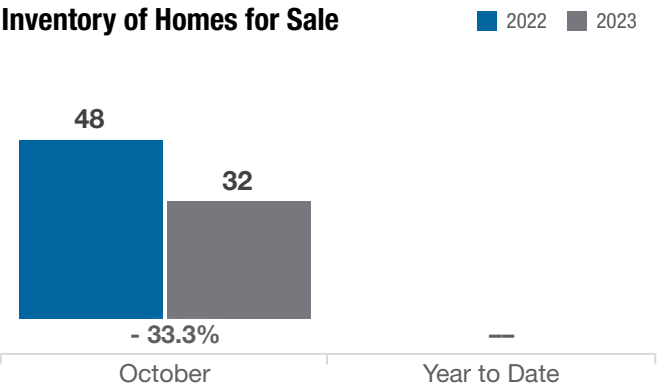
## Pataskala (Corp.)

Licking County

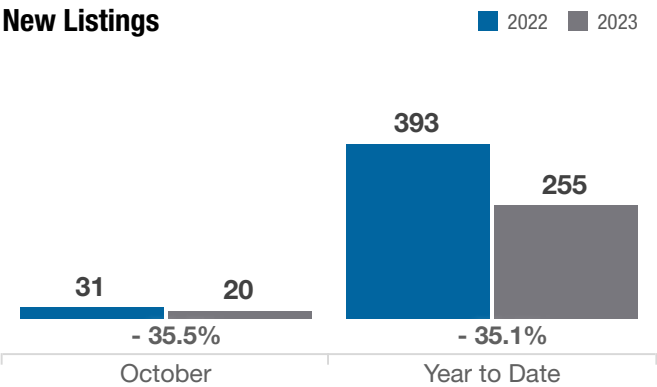
Average Sales Price



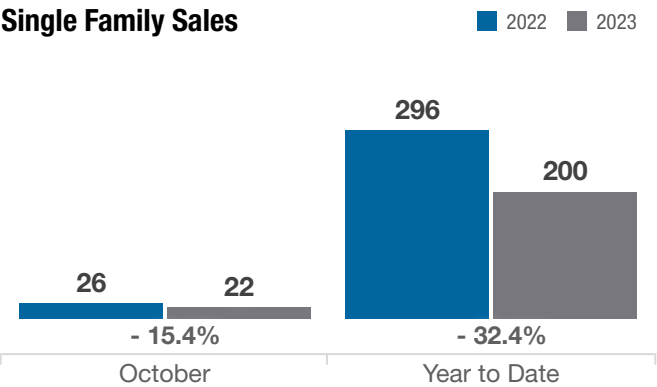
Inventory of Homes for Sale



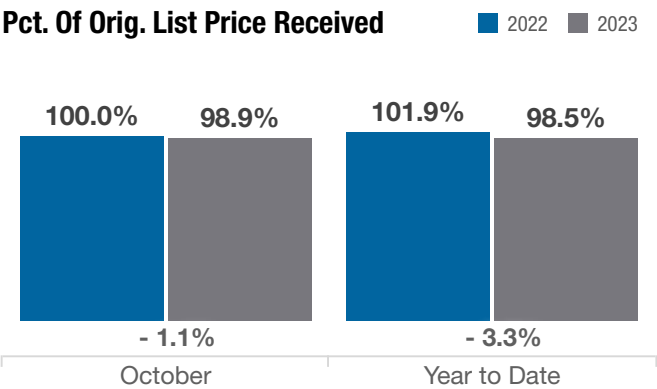
New Listings



Single Family Sales



Pct. Of Orig. List Price Received



Condo Sales

