

# Local Market Update – November 2023

A RESEARCH TOOL PROVIDED BY THE COLUMBUS REALTORS®  
BASED ON RESIDENTIAL LISTING DATA ONLY



## Columbus (Corp.)

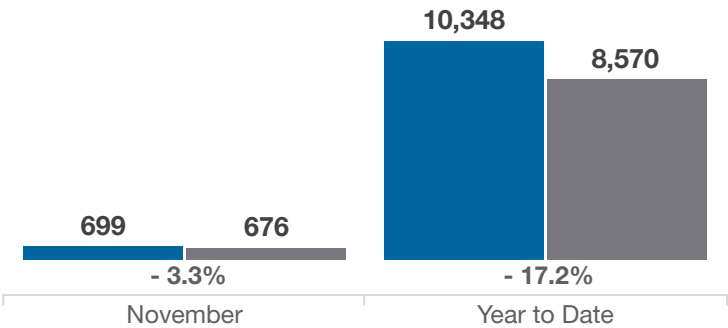
Franklin, Fairfield and Delaware Counties

Key Metrics	November			Year to Date		
	2022	2023	% Change	Thru 11-2022	Thru 11-2023	% Change
Closed Sales	699	676	- 3.3%	10,348	8,570	- 17.2%
In Contracts	765	742	- 3.0%	10,511	8,816	- 16.1%
Average Sales Price*	\$267,706	\$285,436	+ 6.6%	\$277,498	\$291,899	+ 5.2%
Median Sales Price*	\$249,000	\$266,050	+ 6.8%	\$256,000	\$270,000	+ 5.5%
Average Price Per Square Foot*	\$180.70	\$191.70	+ 6.1%	\$187.42	\$196.40	+ 4.8%
Percent of Original List Price Received*	96.7%	98.6%	+ 2.0%	102.1%	100.3%	- 1.8%
Percent of Last List Price Received*	98.9%	100.0%	+ 1.1%	102.9%	101.4%	- 1.5%
Days on Market Until Sale	23	19	- 17.4%	15	19	+ 26.7%
New Listings	726	736	+ 1.4%	12,235	10,186	- 16.7%
Median List Price of New Listings	\$249,900	\$269,000	+ 7.6%	\$249,900	\$269,900	+ 8.0%
Median List Price at Time of Sale	\$249,900	\$269,900	+ 8.0%	\$249,900	\$265,000	+ 6.0%
Inventory of Homes for Sale	1,092	1,117	+ 2.3%	—	—	—
Months Supply of Inventory	1.2	1.4	+ 16.7%	—	—	—

\* Does not account for sale concessions and/or downpayment assistance. | Percent changes are calculated using rounded figures and can sometimes look extreme due to small sample size.

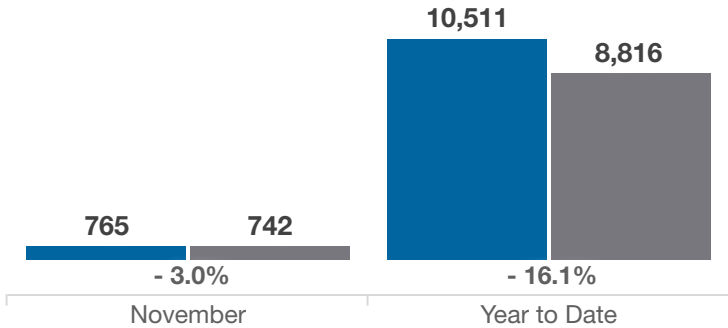
### Closed Sales

■ 2022 ■ 2023



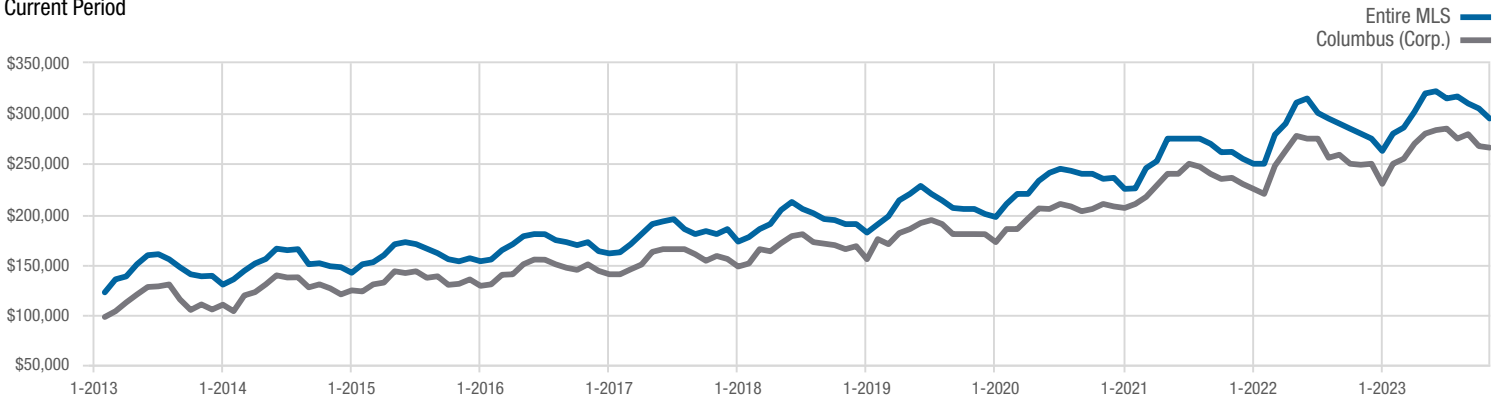
### In Contracts

■ 2022 ■ 2023



### Median Sales Price

Current Period



Each data point represents the median sales price in a given month.

# Local Market Update – November 2023

A RESEARCH TOOL PROVIDED BY THE COLUMBUS REALTORS®  
BASED ON RESIDENTIAL LISTING DATA ONLY

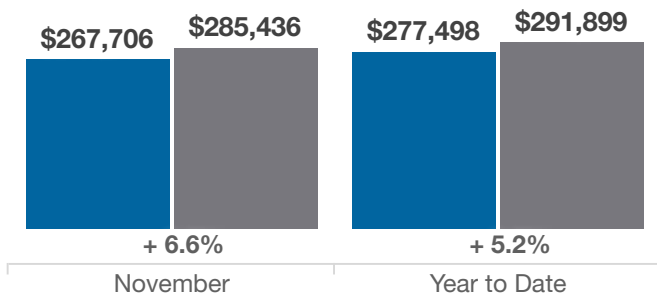


## Columbus (Corp.)

Franklin, Fairfield and Delaware Counties

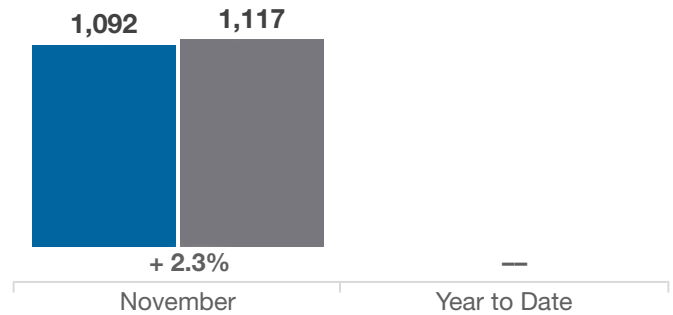
### Average Sales Price

■ 2022 ■ 2023



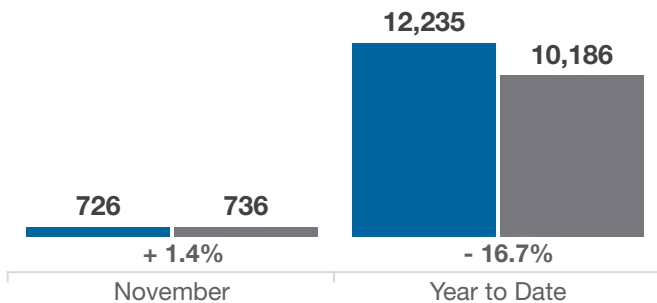
### Inventory of Homes for Sale

■ 2022 ■ 2023



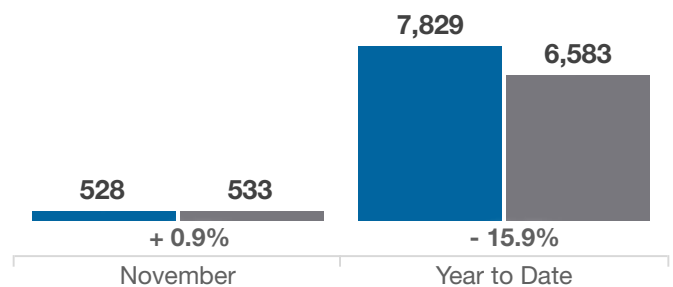
### New Listings

■ 2022 ■ 2023



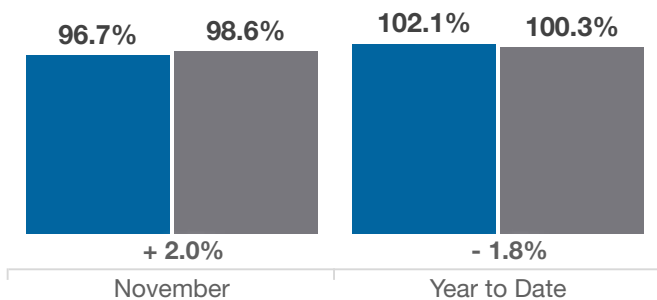
### Single Family Sales

■ 2022 ■ 2023



### Pct. Of Orig. List Price Received

■ 2022 ■ 2023



### Condo Sales

■ 2022 ■ 2023

