

Local Market Update – November 2023

A RESEARCH TOOL PROVIDED BY THE COLUMBUS REALTORS®
BASED ON RESIDENTIAL LISTING DATA ONLY



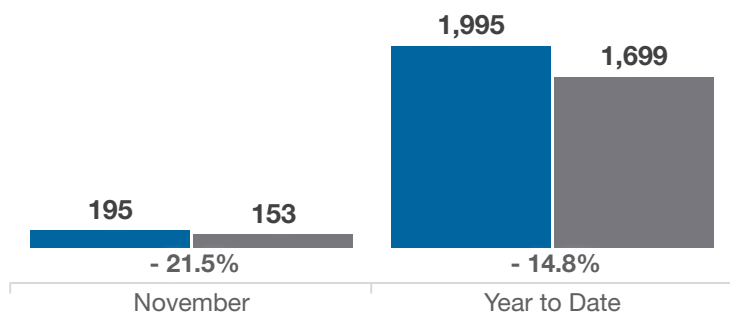
Fairfield County

Key Metrics	November			Year to Date		
	2022	2023	% Change	Thru 11-2022	Thru 11-2023	% Change
Closed Sales	195	153	- 21.5%	1,995	1,699	- 14.8%
In Contracts	132	141	+ 6.8%	2,023	1,729	- 14.5%
Average Sales Price*	\$337,625	\$332,772	- 1.4%	\$331,766	\$341,756	+ 3.0%
Median Sales Price*	\$310,000	\$317,000	+ 2.3%	\$310,000	\$325,000	+ 4.8%
Average Price Per Square Foot*	\$168.95	\$175.59	+ 3.9%	\$170.45	\$176.56	+ 3.6%
Percent of Original List Price Received*	98.0%	97.6%	- 0.4%	101.2%	98.9%	- 2.3%
Percent of Last List Price Received*	99.4%	99.4%	0.0%	102.1%	100.4%	- 1.7%
Days on Market Until Sale	22	23	+ 4.5%	14	22	+ 57.1%
New Listings	140	149	+ 6.4%	2,277	1,967	- 13.6%
Median List Price of New Listings	\$277,450	\$300,000	+ 8.1%	\$305,000	\$330,000	+ 8.2%
Median List Price at Time of Sale	\$305,900	\$319,900	+ 4.6%	\$300,000	\$325,000	+ 8.3%
Inventory of Homes for Sale	190	234	+ 23.2%	—	—	—
Months Supply of Inventory	1.1	1.5	+ 36.4%	—	—	—

* Does not account for sale concessions and/or downpayment assistance. | Percent changes are calculated using rounded figures and can sometimes look extreme due to small sample size.

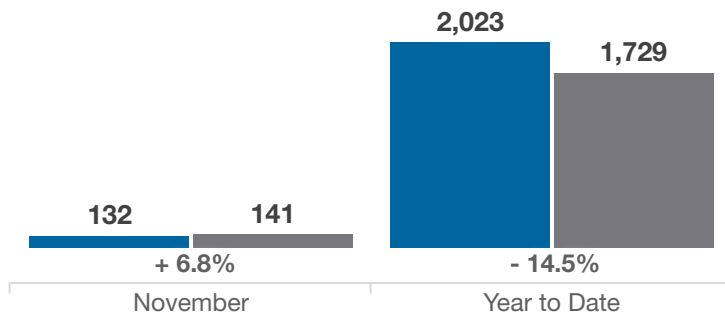
Closed Sales

■ 2022 ■ 2023



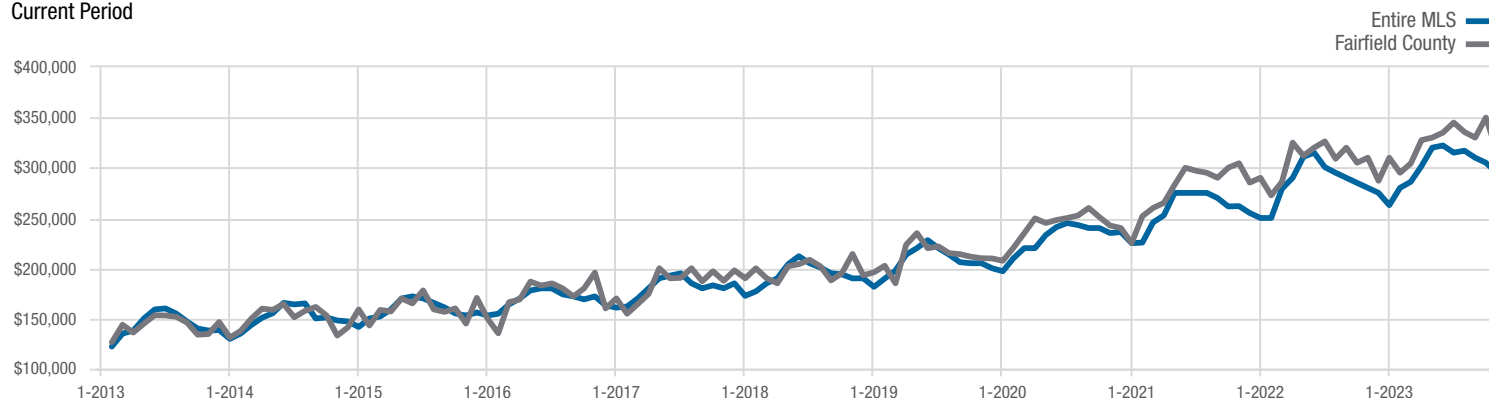
In Contracts

■ 2022 ■ 2023



Median Sales Price

Current Period



Each data point represents the median sales price in a given month.

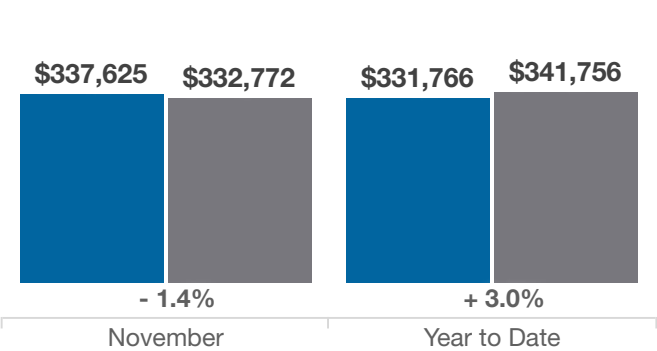
Local Market Update – November 2023

A RESEARCH TOOL PROVIDED BY THE COLUMBUS REALTORS®
BASED ON RESIDENTIAL LISTING DATA ONLY

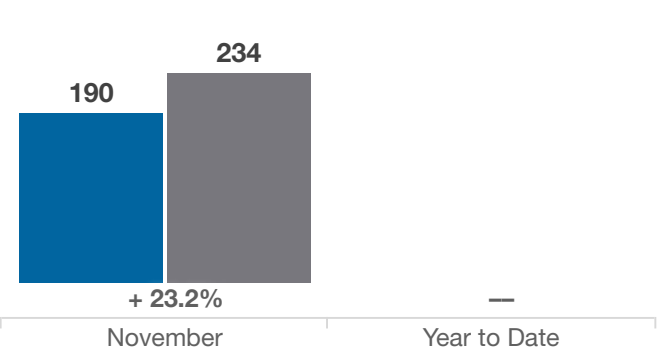


Fairfield County

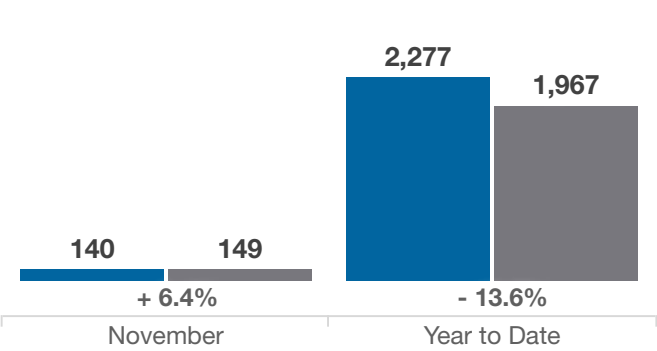
Average Sales Price



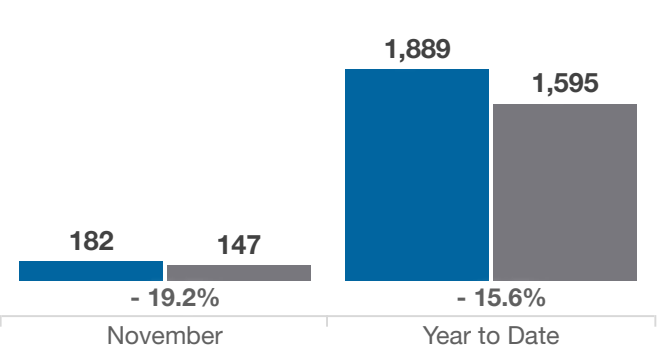
Inventory of Homes for Sale



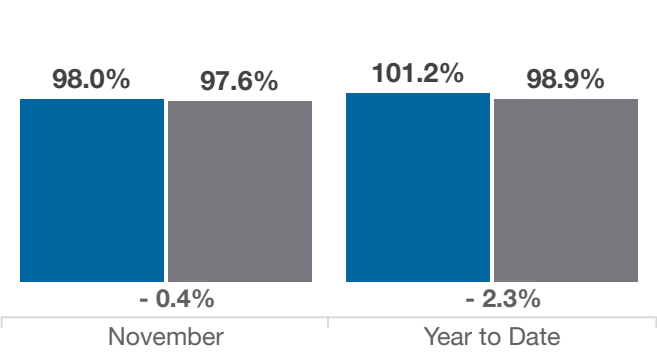
New Listings



Single Family Sales



Pct. Of Orig. List Price Received



Condo Sales

