

# Local Market Update – November 2023

A RESEARCH TOOL PROVIDED BY THE COLUMBUS REALTORS®  
BASED ON RESIDENTIAL LISTING DATA ONLY

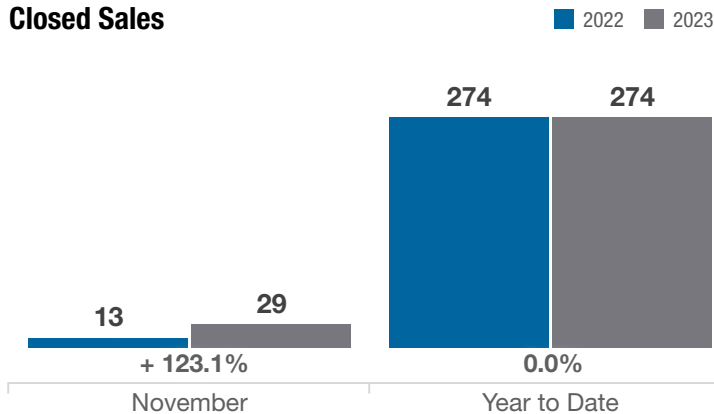


## Fayette County

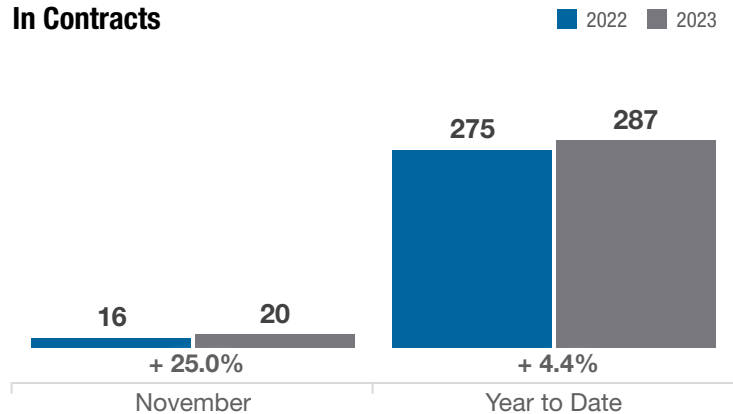
Key Metrics	November			Year to Date		
	2022	2023	% Change	Thru 11-2022	Thru 11-2023	% Change
Closed Sales	13	29	+ 123.1%	274	274	0.0%
In Contracts	16	20	+ 25.0%	275	287	+ 4.4%
Average Sales Price*	\$249,815	\$262,602	+ 5.1%	\$195,448	\$207,978	+ 6.4%
Median Sales Price*	\$205,000	\$275,000	+ 34.1%	\$180,000	\$184,000	+ 2.2%
Average Price Per Square Foot*	\$135.42	\$159.13	+ 17.5%	\$125.84	\$135.32	+ 7.5%
Percent of Original List Price Received*	95.9%	93.4%	- 2.6%	97.3%	95.8%	- 1.5%
Percent of Last List Price Received*	98.3%	96.5%	- 1.8%	99.4%	98.2%	- 1.2%
Days on Market Until Sale	27	39	+ 44.4%	18	32	+ 77.8%
New Listings	20	25	+ 25.0%	335	320	- 4.5%
Median List Price of New Listings	\$186,950	\$214,900	+ 15.0%	\$174,900	\$196,500	+ 12.3%
Median List Price at Time of Sale	\$213,900	\$274,950	+ 28.5%	\$179,900	\$185,000	+ 2.8%
Inventory of Homes for Sale	40	41	+ 2.5%	—	—	—
Months Supply of Inventory	1.6	1.6	0.0%	—	—	—

\* Does not account for sale concessions and/or downpayment assistance. | Percent changes are calculated using rounded figures and can sometimes look extreme due to small sample size.

### Closed Sales

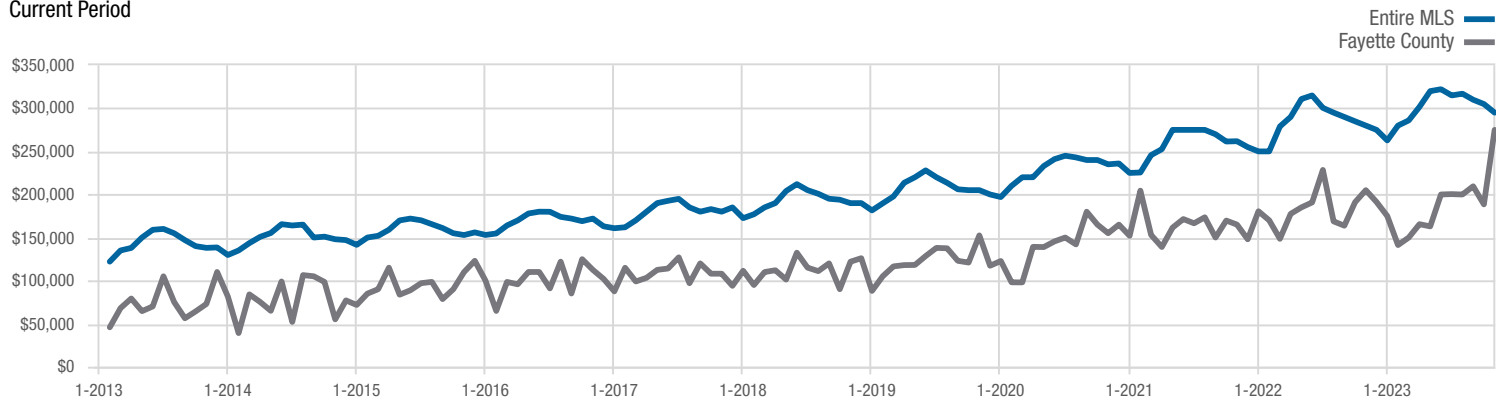


### In Contracts



### Median Sales Price

Current Period



Each data point represents the median sales price in a given month.

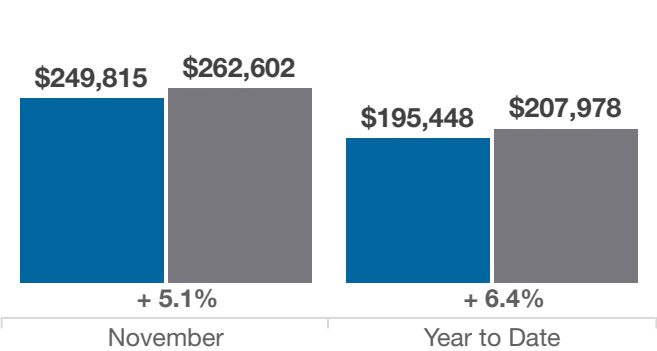
# Local Market Update – November 2023

A RESEARCH TOOL PROVIDED BY THE COLUMBUS REALTORS®  
BASED ON RESIDENTIAL LISTING DATA ONLY

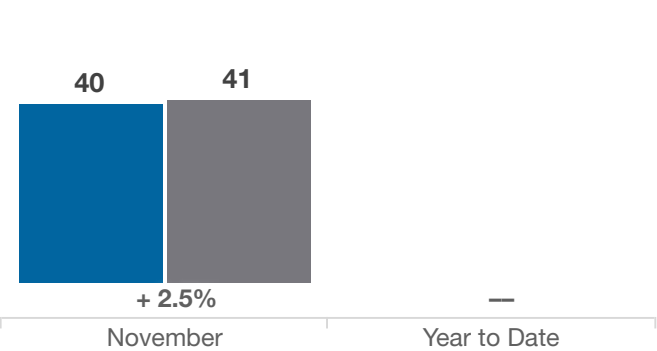


## Fayette County

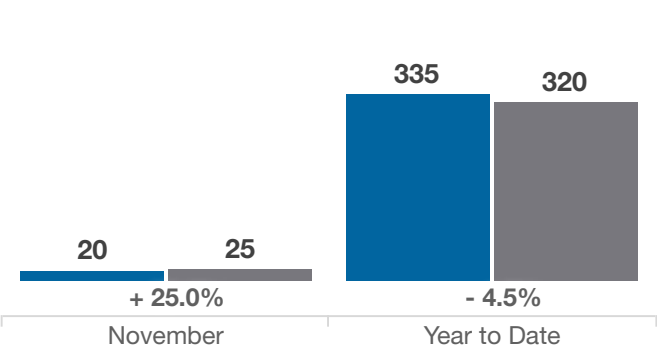
Average Sales Price



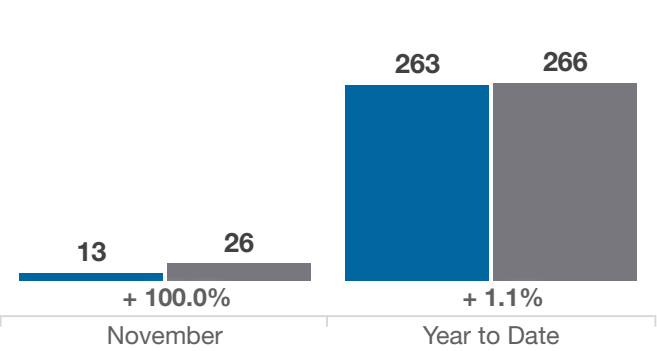
Inventory of Homes for Sale



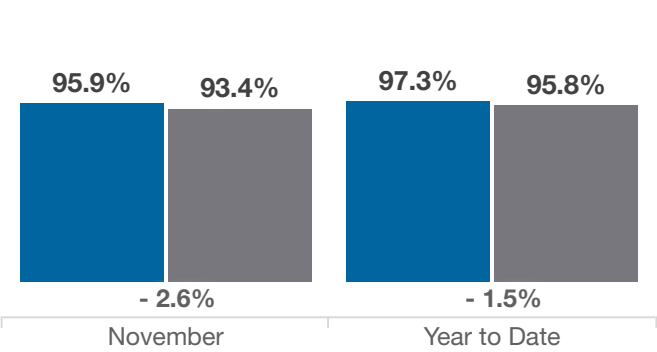
New Listings



Single Family Sales



Pct. Of Orig. List Price Received



Condo Sales

