

# Local Market Update – November 2023

A RESEARCH TOOL PROVIDED BY THE COLUMBUS REALTORS®  
BASED ON RESIDENTIAL LISTING DATA ONLY



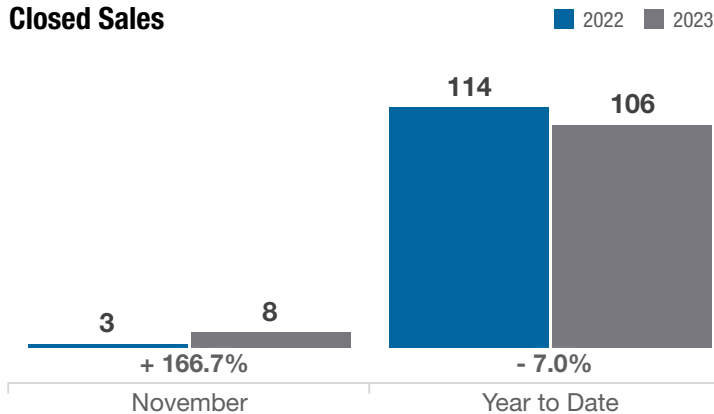
## German Village

Franklin County (43206 and German Village subdivision)

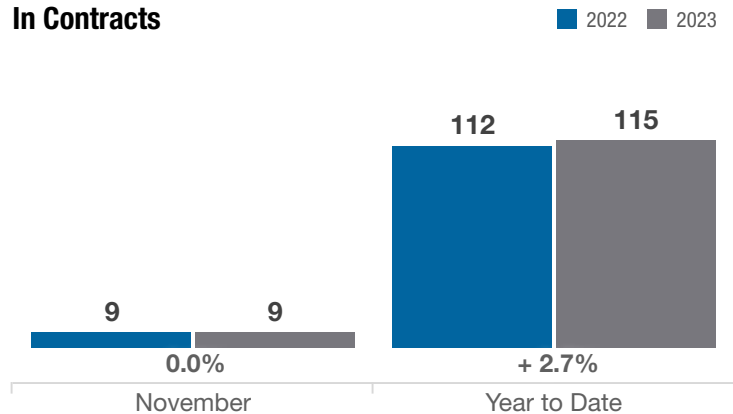
Key Metrics	November			Year to Date		
	2022	2023	% Change	Thru 11-2022	Thru 11-2023	% Change
Closed Sales	3	8	+ 166.7%	114	106	- 7.0%
In Contracts	9	9	0.0%	112	115	+ 2.7%
Average Sales Price*	\$1,600,000	\$531,550	- 66.8%	\$606,640	\$589,554	- 2.8%
Median Sales Price*	\$1,475,000	\$507,450	- 65.6%	\$500,000	\$518,750	+ 3.8%
Average Price Per Square Foot*	\$354.85	\$344.17	- 3.0%	\$338.49	\$342.49	+ 1.2%
Percent of Original List Price Received*	94.8%	99.2%	+ 4.6%	99.7%	99.1%	- 0.6%
Percent of Last List Price Received*	96.9%	100.3%	+ 3.5%	101.0%	100.6%	- 0.4%
Days on Market Until Sale	36	29	- 19.4%	19	21	+ 10.5%
New Listings	6	5	- 16.7%	134	149	+ 11.2%
Median List Price of New Listings	\$511,750	\$685,000	+ 33.9%	\$529,850	\$549,000	+ 3.6%
Median List Price at Time of Sale	\$1,492,500	\$499,950	- 66.5%	\$494,999	\$499,900	+ 1.0%
Inventory of Homes for Sale	9	20	+ 122.2%	—	—	—
Months Supply of Inventory	0.9	2.0	+ 122.2%	—	—	—

\* Does not account for sale concessions and/or downpayment assistance. | Percent changes are calculated using rounded figures and can sometimes look extreme due to small sample size.

### Closed Sales

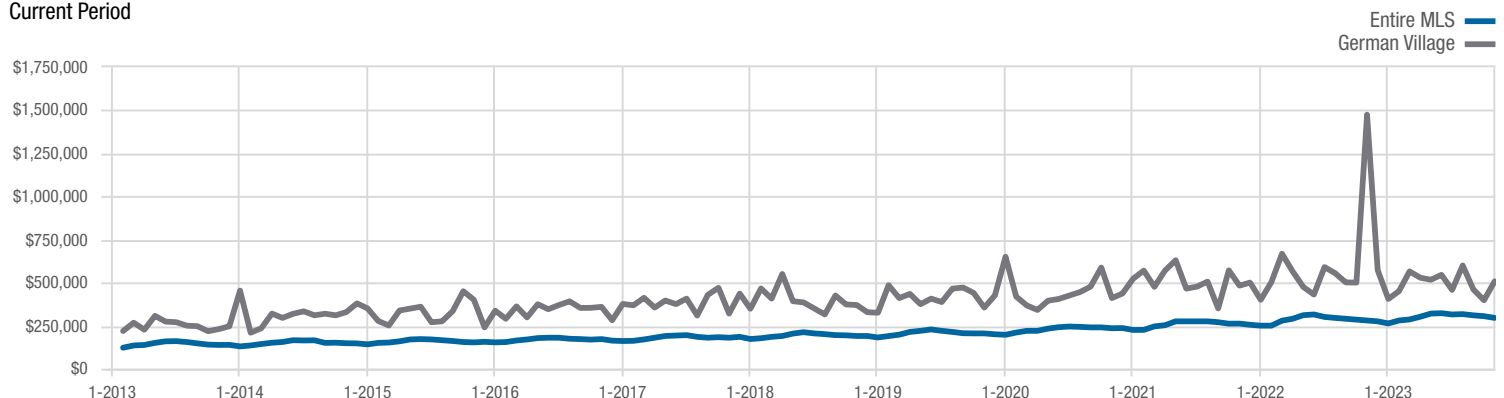


### In Contracts



### Median Sales Price

Current Period



Each data point represents the median sales price in a given month.

# Local Market Update – November 2023

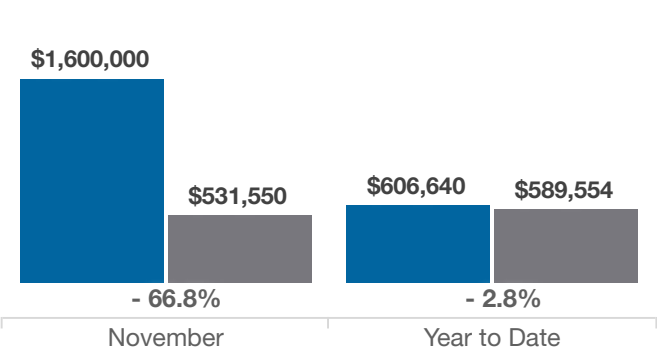
A RESEARCH TOOL PROVIDED BY THE COLUMBUS REALTORS®  
BASED ON RESIDENTIAL LISTING DATA ONLY



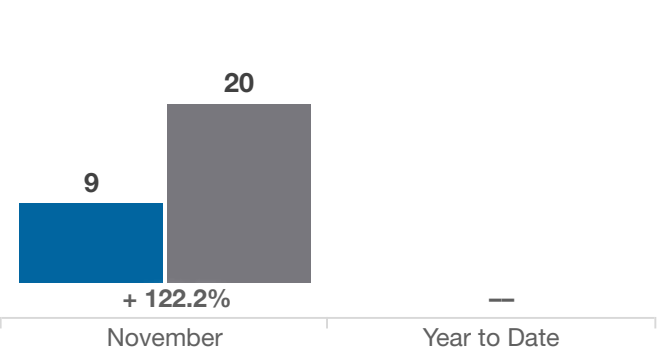
## German Village

Franklin County (43206 and German Village subdivision)

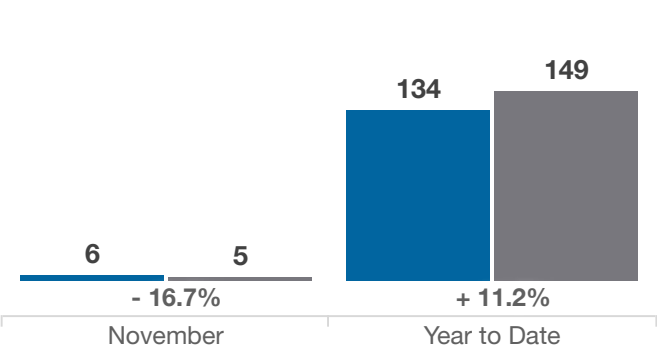
Average Sales Price



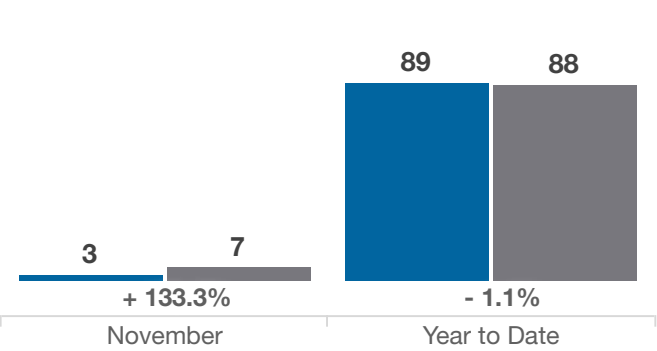
Inventory of Homes for Sale



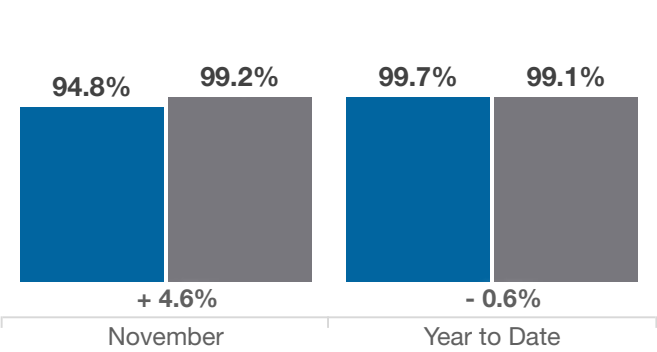
New Listings



Single Family Sales



Pct. Of Orig. List Price Received



Condo Sales

