

# Local Market Update – November 2023

A RESEARCH TOOL PROVIDED BY THE COLUMBUS REALTORS®  
BASED ON RESIDENTIAL LISTING DATA ONLY



## Washington Court House City School District

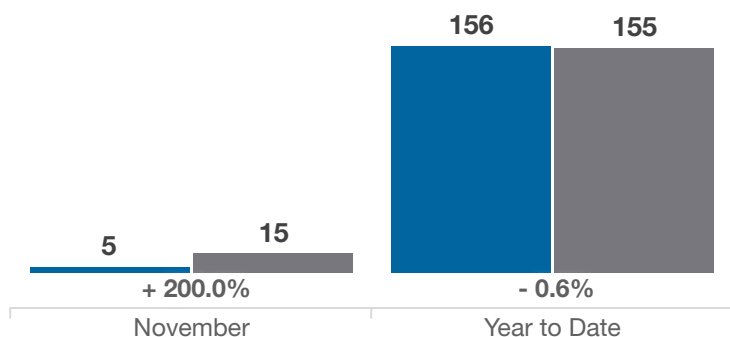
Fayette County

Key Metrics	November			Year to Date		
	2022	2023	% Change	Thru 11-2022	Thru 11-2023	% Change
Closed Sales	5	15	+ 200.0%	156	155	- 0.6%
In Contracts	9	13	+ 44.4%	159	161	+ 1.3%
Average Sales Price*	\$128,920	\$232,487	+ 80.3%	\$176,248	\$186,782	+ 6.0%
Median Sales Price*	\$96,000	\$248,000	+ 158.3%	\$164,800	\$170,000	+ 3.2%
Average Price Per Square Foot*	\$104.48	\$146.68	+ 40.4%	\$116.74	\$126.82	+ 8.6%
Percent of Original List Price Received*	98.6%	93.0%	- 5.7%	98.2%	96.0%	- 2.2%
Percent of Last List Price Received*	98.6%	95.7%	- 2.9%	99.8%	98.2%	- 1.6%
Days on Market Until Sale	25	31	+ 24.0%	16	31	+ 93.8%
New Listings	12	11	- 8.3%	198	177	- 10.6%
Median List Price of New Listings	\$193,000	\$214,900	+ 11.3%	\$159,900	\$175,000	+ 9.4%
Median List Price at Time of Sale	\$99,000	\$259,900	+ 162.5%	\$159,900	\$174,800	+ 9.3%
Inventory of Homes for Sale	27	17	- 37.0%	—	—	—
Months Supply of Inventory	1.9	1.2	- 36.8%	—	—	—

\* Does not account for sale concessions and/or downpayment assistance. | Percent changes are calculated using rounded figures and can sometimes look extreme due to small sample size.

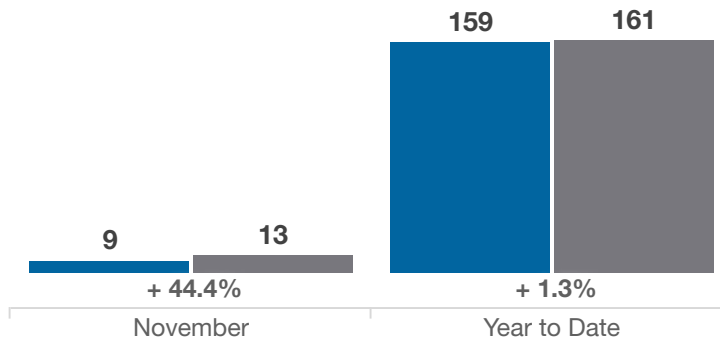
### Closed Sales

■ 2022 ■ 2023



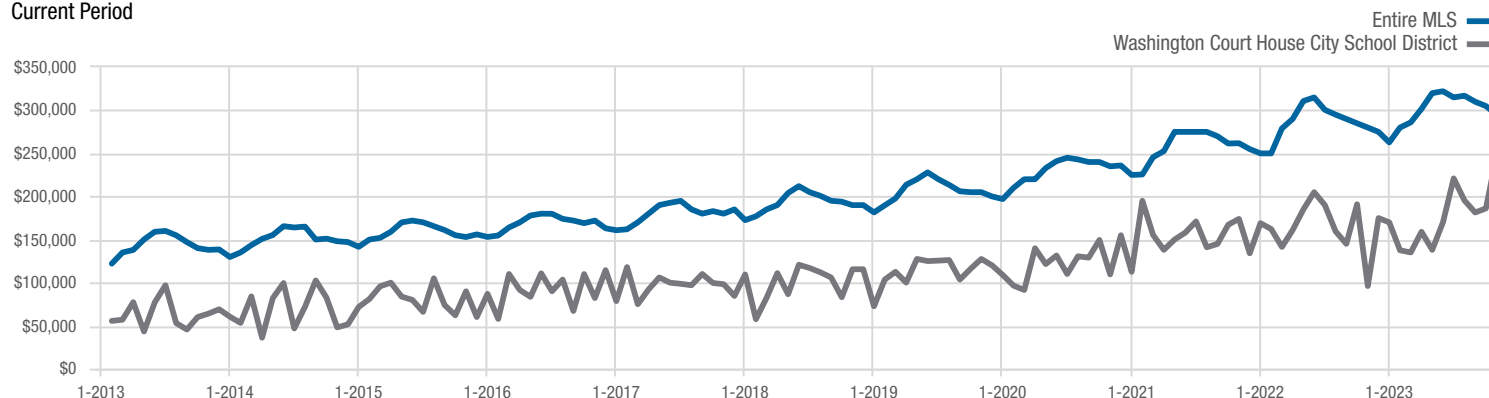
### In Contracts

■ 2022 ■ 2023



### Median Sales Price

Current Period



Each data point represents the median sales price in a given month.

# Local Market Update – November 2023

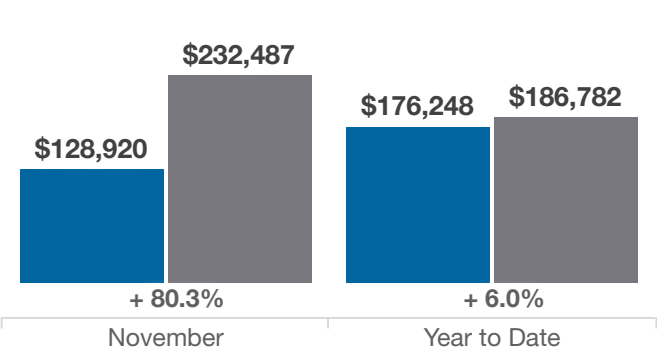
A RESEARCH TOOL PROVIDED BY THE COLUMBUS REALTORS®  
BASED ON RESIDENTIAL LISTING DATA ONLY



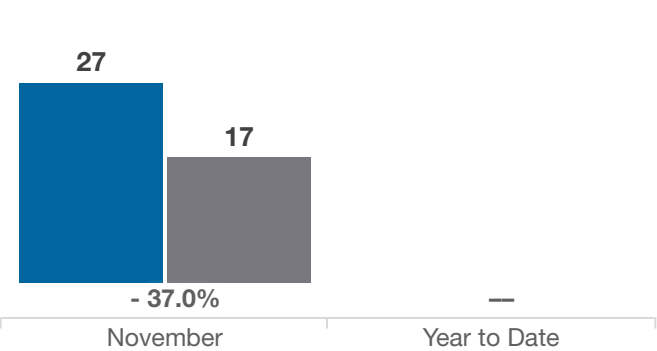
## Washington Court House City School District

Fayette County

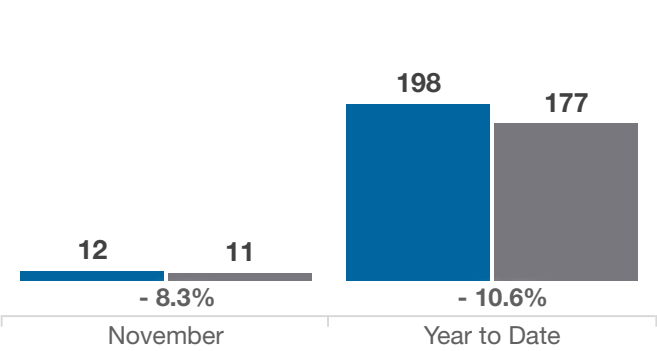
Average Sales Price



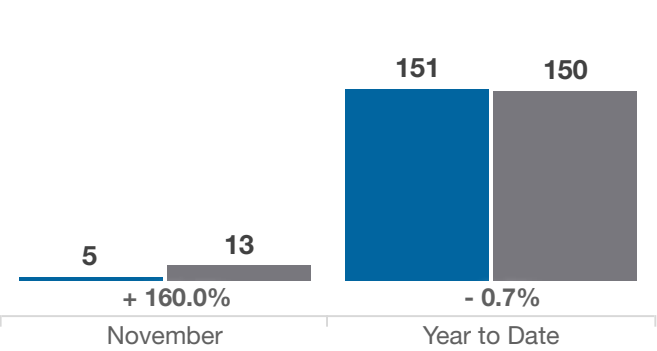
Inventory of Homes for Sale



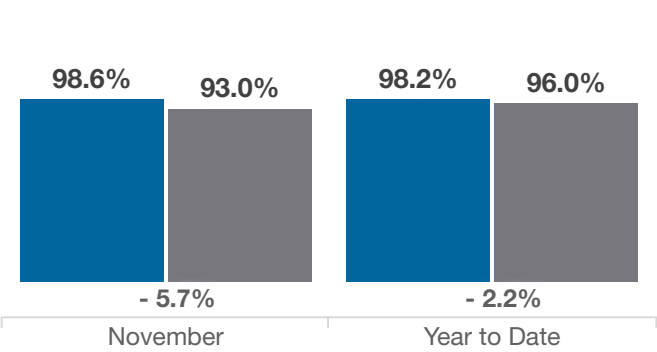
New Listings



Single Family Sales



Pct. Of Orig. List Price Received



Condo Sales

