

# Local Market Update – November 2023

A RESEARCH TOOL PROVIDED BY THE COLUMBUS REALTORS®  
BASED ON RESIDENTIAL LISTING DATA ONLY



## Worthington City School District

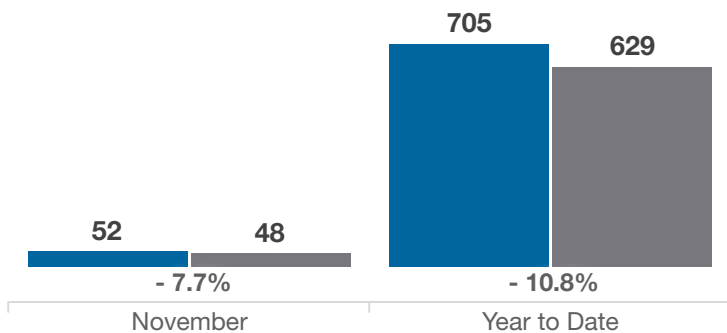
Franklin County

| Key Metrics                              | November  |           |          | Year to Date |              |          |
|--|-----------|-----------|----------|--------------|--------------|----------|
|  | 2022      | 2023      | % Change | Thru 11-2022 | Thru 11-2023 | % Change |
| Closed Sales                             | 52        | 48        | - 7.7%   | 705          | 629          | - 10.8%  |
| In Contracts                             | 52        | 55        | + 5.8%   | 725          | 664          | - 8.4%   |
| Average Sales Price*                     | \$352,118 | \$375,406 | + 6.6%   | \$390,449    | \$391,633    | + 0.3%   |
| Median Sales Price*                      | \$329,250 | \$375,000 | + 13.9%  | \$357,000    | \$368,500    | + 3.2%   |
| Average Price Per Square Foot*           | \$212.97  | \$225.52  | + 5.9%   | \$218.61     | \$226.16     | + 3.5%   |
| Percent of Original List Price Received* | 99.5%     | 98.9%     | - 0.6%   | 104.6%       | 101.7%       | - 2.8%   |
| Percent of Last List Price Received*     | 100.8%    | 100.2%    | - 0.6%   | 105.2%       | 102.5%       | - 2.6%   |
| Days on Market Until Sale                | 15        | 13        | - 13.3%  | 9            | 13           | + 44.4%  |
| New Listings                             | 46        | 46        | 0.0%     | 784          | 711          | - 9.3%   |
| Median List Price of New Listings        | \$329,450 | \$399,700 | + 21.3%  | \$349,900    | \$370,000    | + 5.7%   |
| Median List Price at Time of Sale        | \$329,250 | \$369,900 | + 12.3%  | \$349,000    | \$359,425    | + 3.0%   |
| Inventory of Homes for Sale              | 43        | 46        | + 7.0%   | —            | —            | —        |
| Months Supply of Inventory               | 0.7       | 0.8       | + 14.3%  | —            | —            | —        |

\* Does not account for sale concessions and/or downpayment assistance. | Percent changes are calculated using rounded figures and can sometimes look extreme due to small sample size.

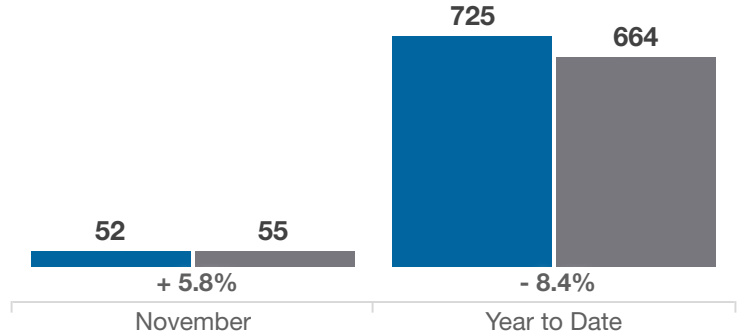
### Closed Sales

■ 2022 ■ 2023



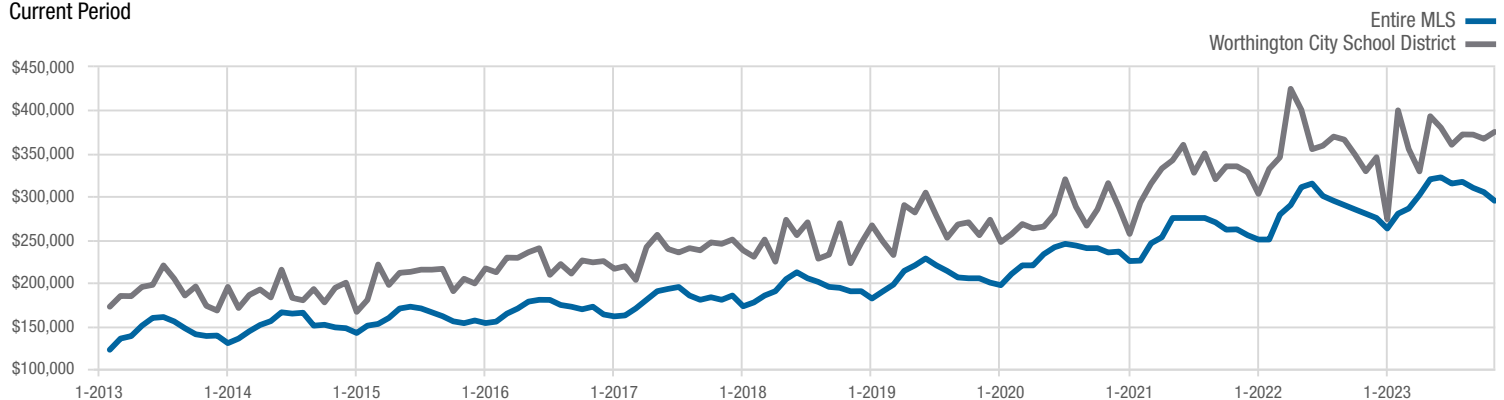
### In Contracts

■ 2022 ■ 2023



### Median Sales Price

Current Period



Each data point represents the median sales price in a given month.

# Local Market Update – November 2023

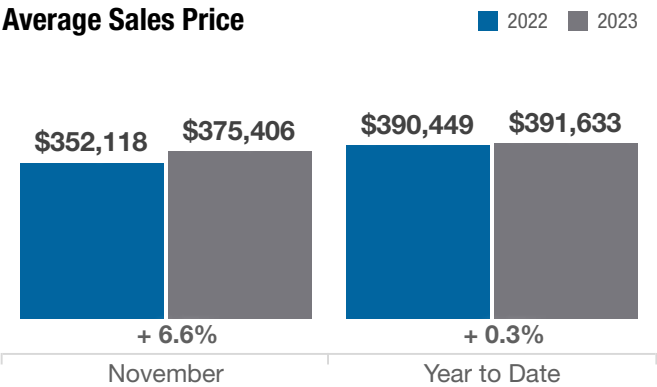
A RESEARCH TOOL PROVIDED BY THE COLUMBUS REALTORS®  
BASED ON RESIDENTIAL LISTING DATA ONLY



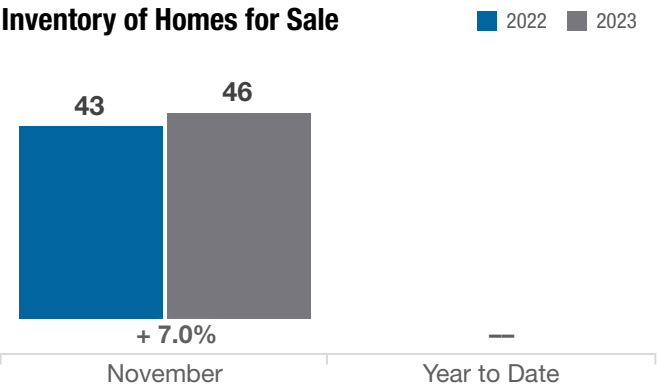
## Worthington City School District

Franklin County

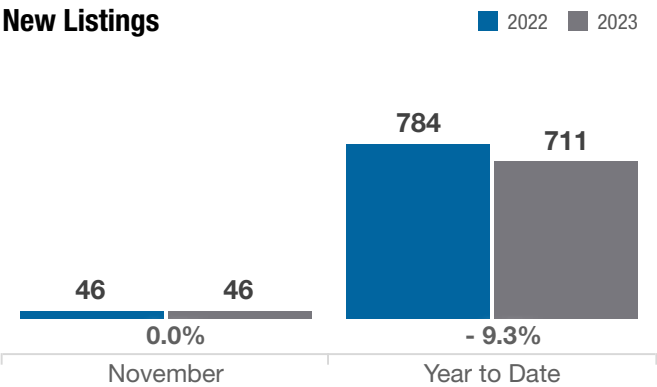
Average Sales Price



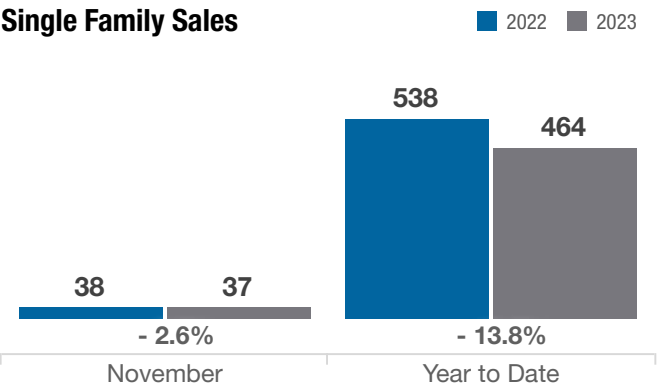
Inventory of Homes for Sale



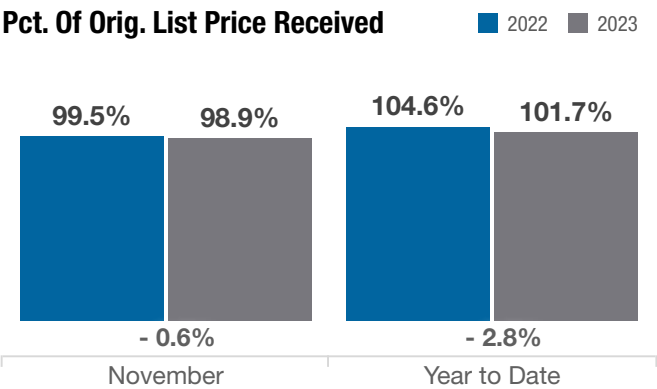
New Listings



Single Family Sales



Pct. Of Orig. List Price Received



Condo Sales

