

Local Market Update – December 2023

A RESEARCH TOOL PROVIDED BY THE COLUMBUS REALTORS®
BASED ON RESIDENTIAL LISTING DATA ONLY



Beechwold / Clintonville

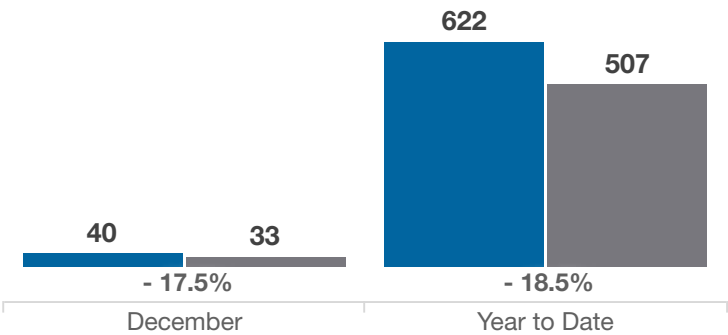
Franklin County (43214, 43202)

Key Metrics	December			Year to Date		
	2022	2023	% Change	Thru 12-2022	Thru 12-2023	% Change
Closed Sales	40	33	- 17.5%	622	507	- 18.5%
In Contracts	35	17	- 51.4%	618	503	- 18.6%
Average Sales Price*	\$354,895	\$386,245	+ 8.8%	\$376,878	\$399,820	+ 6.1%
Median Sales Price*	\$365,095	\$390,000	+ 6.8%	\$359,950	\$385,000	+ 7.0%
Average Price Per Square Foot*	\$245.26	\$285.37	+ 16.4%	\$266.73	\$277.69	+ 4.1%
Percent of Original List Price Received*	94.8%	98.3%	+ 3.7%	101.5%	100.8%	- 0.7%
Percent of Last List Price Received*	98.0%	100.4%	+ 2.4%	102.7%	102.1%	- 0.6%
Days on Market Until Sale	33	19	- 42.4%	15	16	+ 6.7%
New Listings	27	14	- 48.1%	689	538	- 21.9%
Median List Price of New Listings	\$379,900	\$392,450	+ 3.3%	\$349,900	\$379,900	+ 8.6%
Median List Price at Time of Sale	\$369,950	\$380,000	+ 2.7%	\$349,900	\$378,950	+ 8.3%
Inventory of Homes for Sale	42	29	- 31.0%	—	—	—
Months Supply of Inventory	0.8	0.7	- 12.5%	—	—	—

* Does not account for sale concessions and/or downpayment assistance. | Percent changes are calculated using rounded figures and can sometimes look extreme due to small sample size.

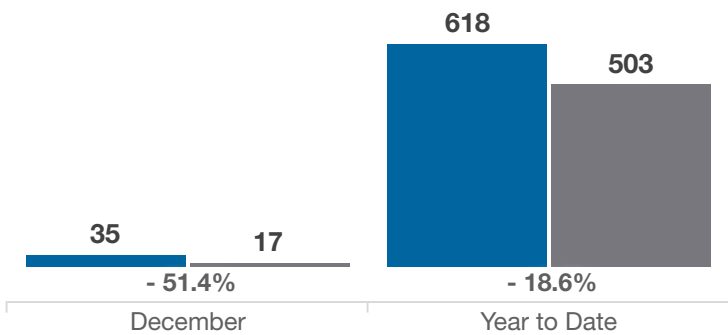
Closed Sales

■ 2022 ■ 2023



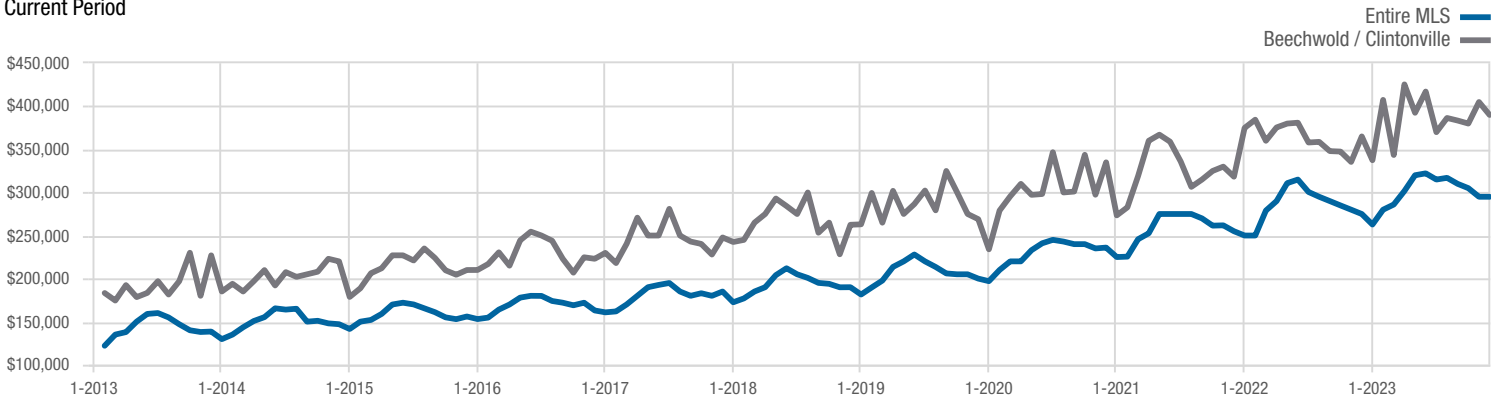
In Contracts

■ 2022 ■ 2023



Median Sales Price

Current Period



Each data point represents the median sales price in a given month.

Local Market Update – December 2023

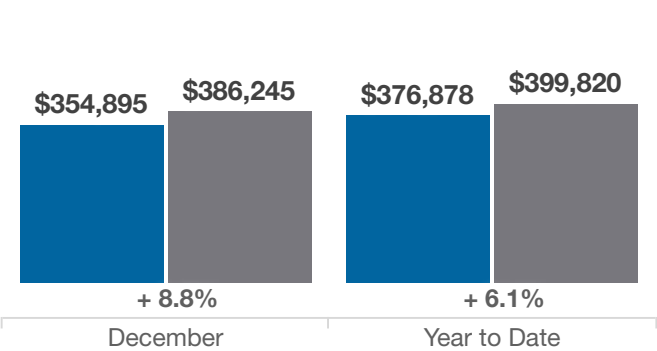
A RESEARCH TOOL PROVIDED BY THE COLUMBUS REALTORS®
BASED ON RESIDENTIAL LISTING DATA ONLY



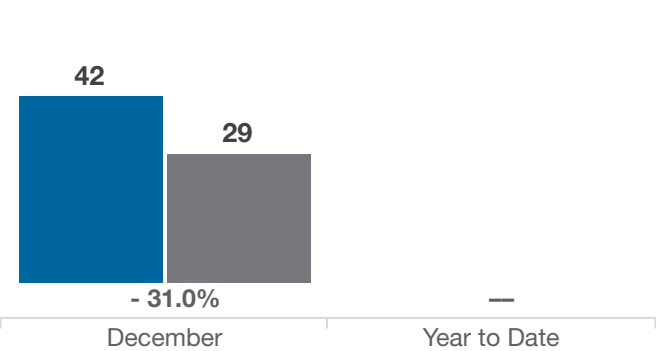
Beechwold / Clintonville

Franklin County (43214, 43202)

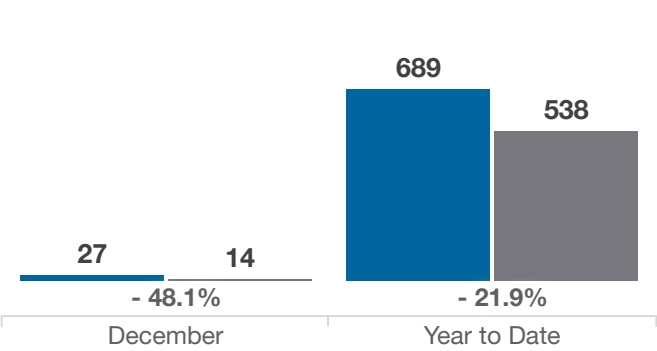
Average Sales Price



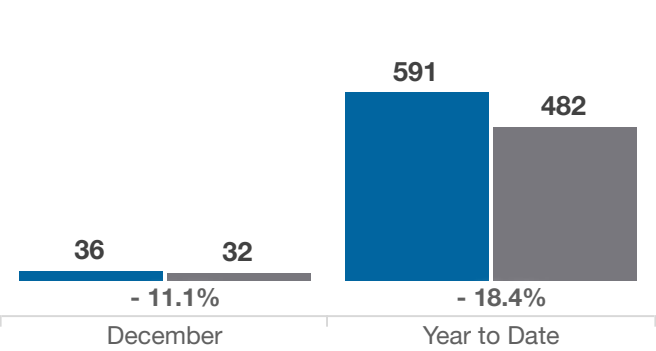
Inventory of Homes for Sale



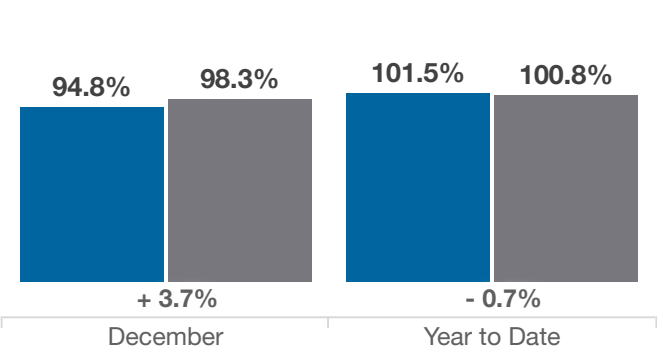
New Listings



Single Family Sales



Pct. Of Orig. List Price Received



Condo Sales

