

Local Market Update – December 2023

A RESEARCH TOOL PROVIDED BY THE COLUMBUS REALTORS®
BASED ON RESIDENTIAL LISTING DATA ONLY



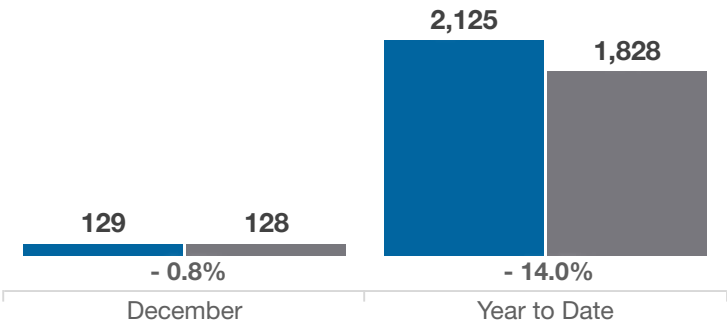
Fairfield County

Key Metrics	December			Year to Date		
	2022	2023	% Change	Thru 12-2022	Thru 12-2023	% Change
Closed Sales	129	128	- 0.8%	2,125	1,828	- 14.0%
In Contracts	116	126	+ 8.6%	2,122	1,841	- 13.2%
Average Sales Price*	\$310,461	\$339,154	+ 9.2%	\$330,435	\$341,545	+ 3.4%
Median Sales Price*	\$287,023	\$300,000	+ 4.5%	\$310,000	\$324,900	+ 4.8%
Average Price Per Square Foot*	\$165.54	\$178.78	+ 8.0%	\$170.16	\$176.69	+ 3.8%
Percent of Original List Price Received*	96.6%	95.7%	- 0.9%	100.9%	98.6%	- 2.3%
Percent of Last List Price Received*	99.2%	97.9%	- 1.3%	101.9%	100.2%	- 1.7%
Days on Market Until Sale	26	27	+ 3.8%	15	22	+ 46.7%
New Listings	104	109	+ 4.8%	2,382	2,076	- 12.8%
Median List Price of New Listings	\$309,945	\$330,000	+ 6.5%	\$305,000	\$330,000	+ 8.2%
Median List Price at Time of Sale	\$295,000	\$309,900	+ 5.1%	\$299,999	\$325,000	+ 8.3%
Inventory of Homes for Sale	161	205	+ 27.3%	—	—	—
Months Supply of Inventory	0.9	1.3	+ 44.4%	—	—	—

* Does not account for sale concessions and/or downpayment assistance. | Percent changes are calculated using rounded figures and can sometimes look extreme due to small sample size.

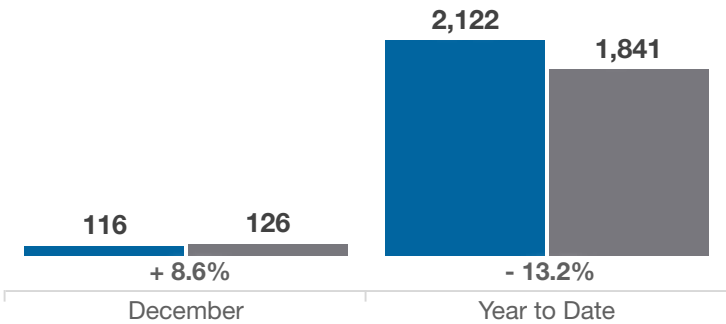
Closed Sales

■ 2022 ■ 2023



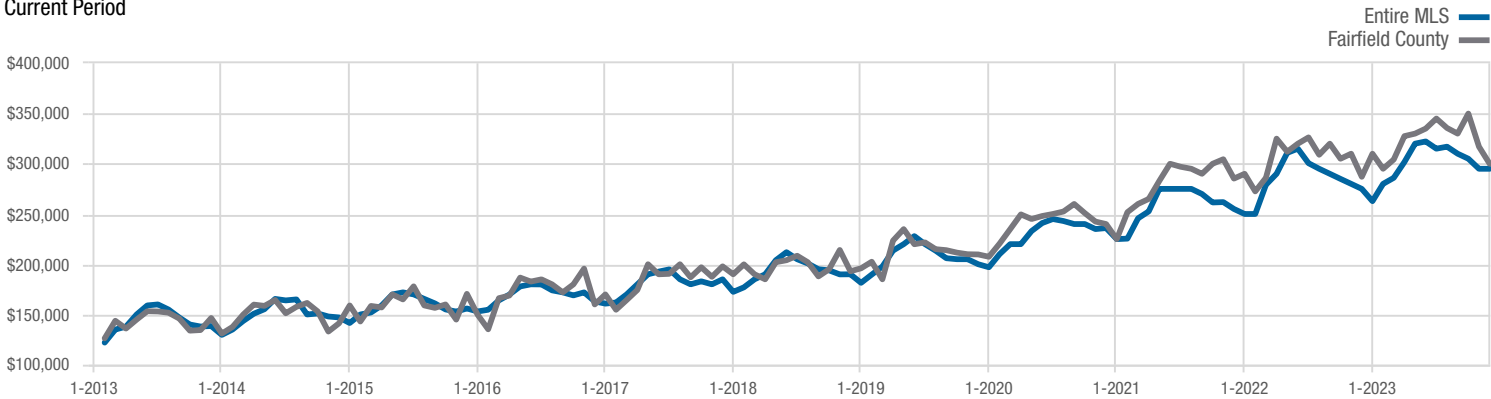
In Contracts

■ 2022 ■ 2023



Median Sales Price

Current Period



Each data point represents the median sales price in a given month.

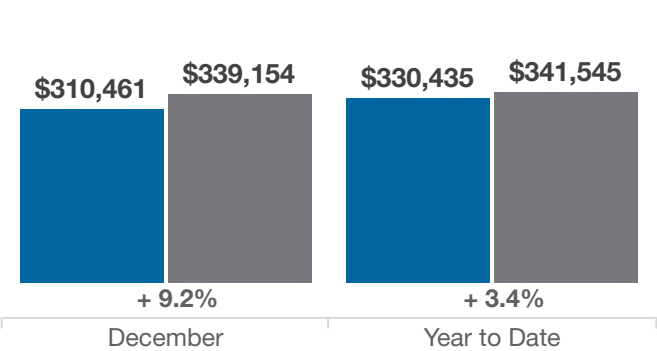
Local Market Update – December 2023

A RESEARCH TOOL PROVIDED BY THE COLUMBUS REALTORS®
BASED ON RESIDENTIAL LISTING DATA ONLY

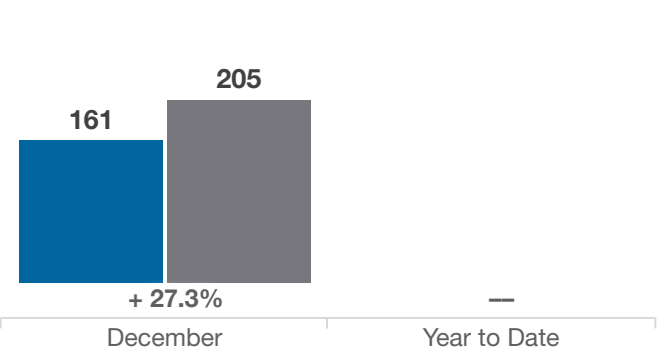


Fairfield County

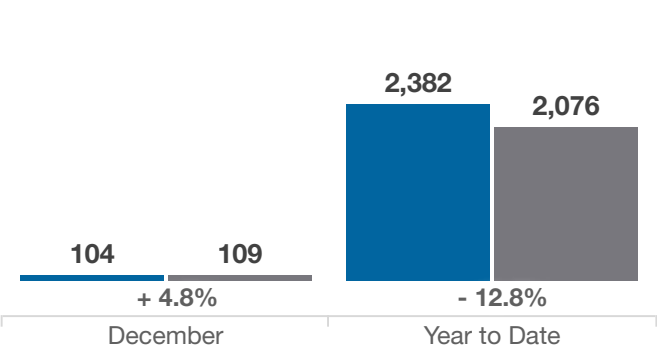
Average Sales Price



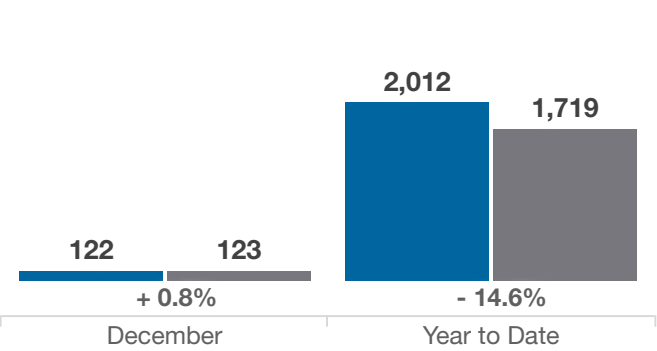
Inventory of Homes for Sale



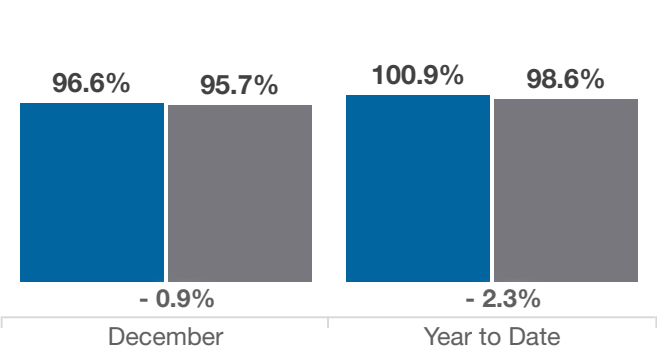
New Listings



Single Family Sales



Pct. Of Orig. List Price Received



Condo Sales

