

Local Market Update – December 2023

A RESEARCH TOOL PROVIDED BY THE COLUMBUS REALTORS®
BASED ON RESIDENTIAL LISTING DATA ONLY



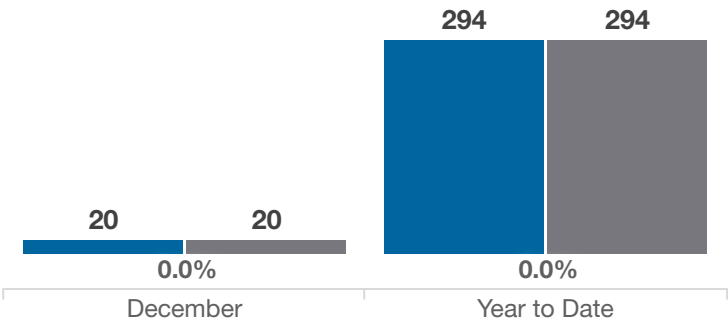
Fayette County

Key Metrics	December			Year to Date		
	2022	2023	% Change	Thru 12-2022	Thru 12-2023	% Change
Closed Sales	20	20	0.0%	294	294	0.0%
In Contracts	20	20	0.0%	291	306	+ 5.2%
Average Sales Price*	\$223,865	\$211,975	- 5.3%	\$197,388	\$208,253	+ 5.5%
Median Sales Price*	\$191,250	\$204,000	+ 6.7%	\$180,000	\$185,000	+ 2.8%
Average Price Per Square Foot*	\$138.69	\$133.45	- 3.8%	\$126.72	\$135.19	+ 6.7%
Percent of Original List Price Received*	96.9%	94.0%	- 3.0%	97.3%	95.7%	- 1.6%
Percent of Last List Price Received*	97.1%	97.8%	+ 0.7%	99.3%	98.2%	- 1.1%
Days on Market Until Sale	22	30	+ 36.4%	18	32	+ 77.8%
New Listings	25	19	- 24.0%	360	340	- 5.6%
Median List Price of New Listings	\$125,000	\$189,000	+ 51.2%	\$174,900	\$192,500	+ 10.1%
Median List Price at Time of Sale	\$199,800	\$210,400	+ 5.3%	\$180,300	\$187,000	+ 3.7%
Inventory of Homes for Sale	41	39	- 4.9%	—	—	—
Months Supply of Inventory	1.7	1.5	- 11.8%	—	—	—

* Does not account for sale concessions and/or downpayment assistance. | Percent changes are calculated using rounded figures and can sometimes look extreme due to small sample size.

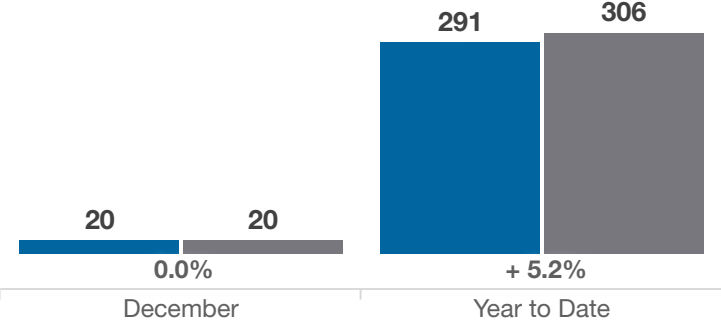
Closed Sales

■ 2022 ■ 2023



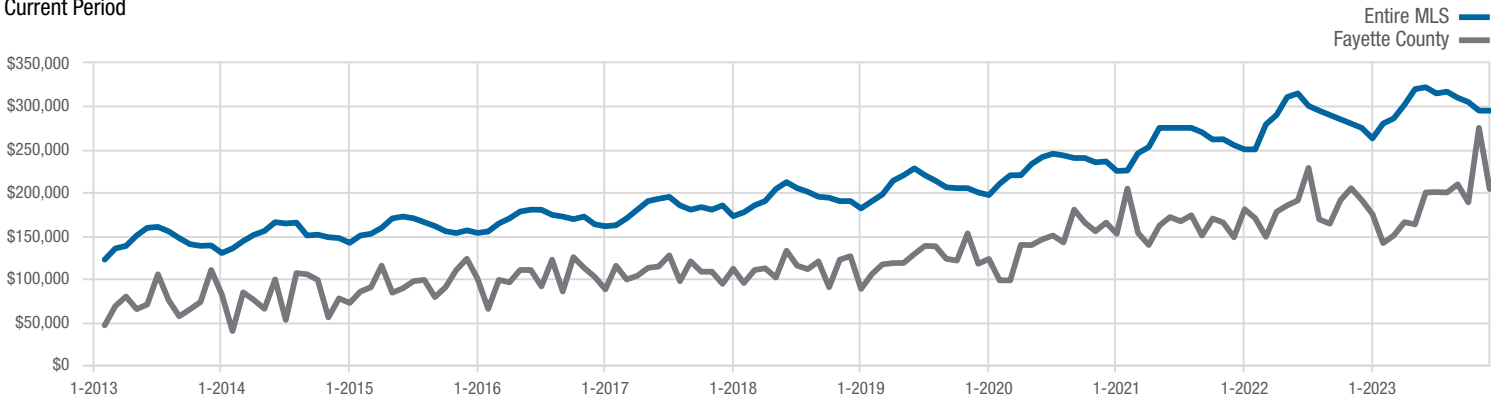
In Contracts

■ 2022 ■ 2023



Median Sales Price

Current Period



Each data point represents the median sales price in a given month.

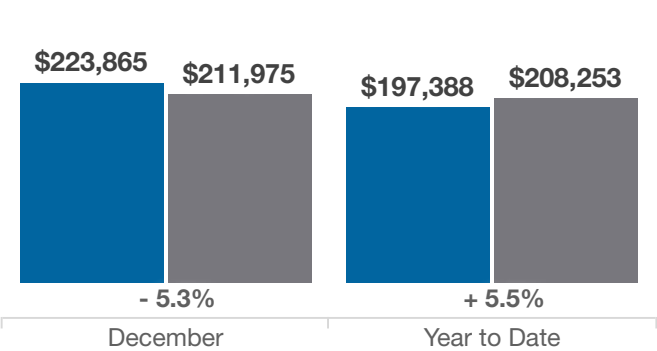
Local Market Update – December 2023

A RESEARCH TOOL PROVIDED BY THE COLUMBUS REALTORS®
BASED ON RESIDENTIAL LISTING DATA ONLY

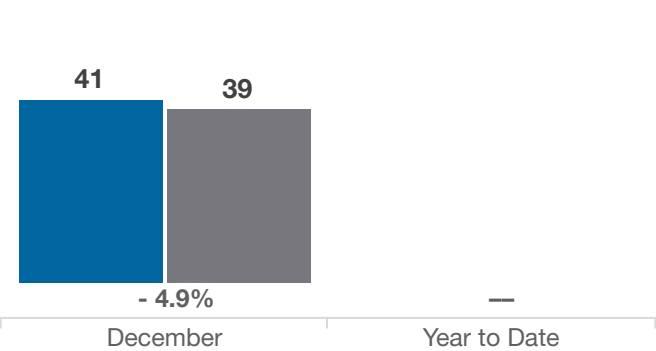


Fayette County

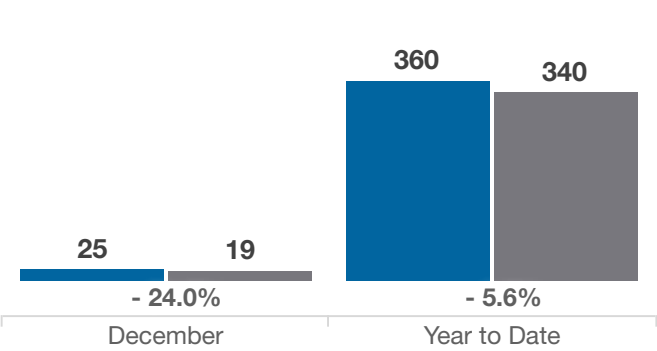
Average Sales Price



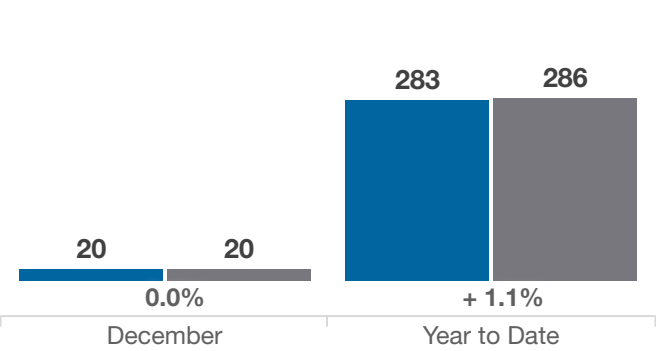
Inventory of Homes for Sale



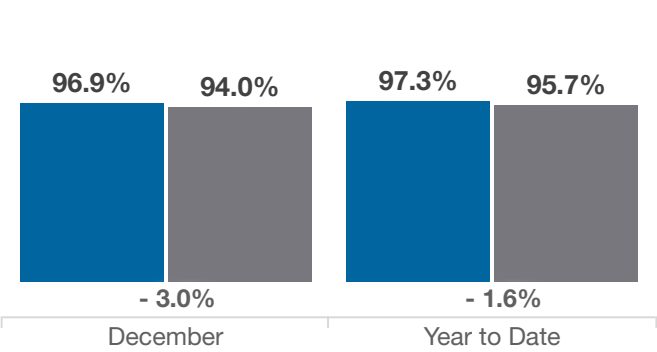
New Listings



Single Family Sales



Pct. Of Orig. List Price Received



Condo Sales

