

Local Market Update – December 2023

A RESEARCH TOOL PROVIDED BY THE COLUMBUS REALTORS®
BASED ON RESIDENTIAL LISTING DATA ONLY



German Village

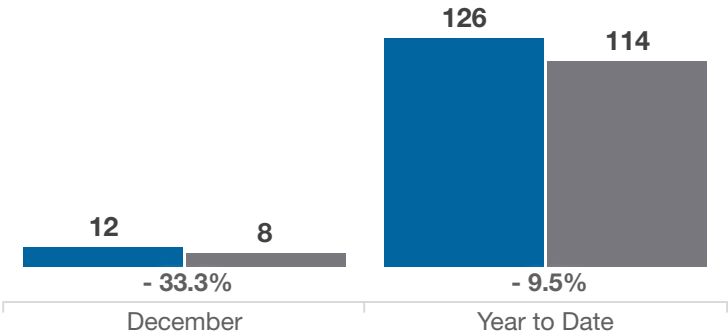
Franklin County (43206 and German Village subdivision)

Key Metrics	December			Year to Date		
	2022	2023	% Change	Thru 12-2022	Thru 12-2023	% Change
Closed Sales	12	8	- 33.3%	126	114	- 9.5%
In Contracts	4	12	+ 200.0%	116	124	+ 6.9%
Average Sales Price*	\$637,500	\$603,438	- 5.3%	\$609,602	\$590,528	- 3.1%
Median Sales Price*	\$572,500	\$642,750	+ 12.3%	\$502,250	\$523,000	+ 4.1%
Average Price Per Square Foot*	\$332.59	\$344.33	+ 3.5%	\$337.92	\$342.62	+ 1.4%
Percent of Original List Price Received*	94.7%	91.1%	- 3.8%	99.2%	98.6%	- 0.6%
Percent of Last List Price Received*	97.0%	95.9%	- 1.1%	100.6%	100.3%	- 0.3%
Days on Market Until Sale	39	30	- 23.1%	21	21	0.0%
New Listings	3	5	+ 66.7%	138	154	+ 11.6%
Median List Price of New Listings	\$499,900	\$570,000	+ 14.0%	\$529,850	\$547,450	+ 3.3%
Median List Price at Time of Sale	\$600,000	\$667,450	+ 11.2%	\$499,900	\$499,950	+ 0.0%
Inventory of Homes for Sale	3	14	+ 366.7%	—	—	—
Months Supply of Inventory	0.3	1.4	+ 366.7%	—	—	—

* Does not account for sale concessions and/or downpayment assistance. | Percent changes are calculated using rounded figures and can sometimes look extreme due to small sample size.

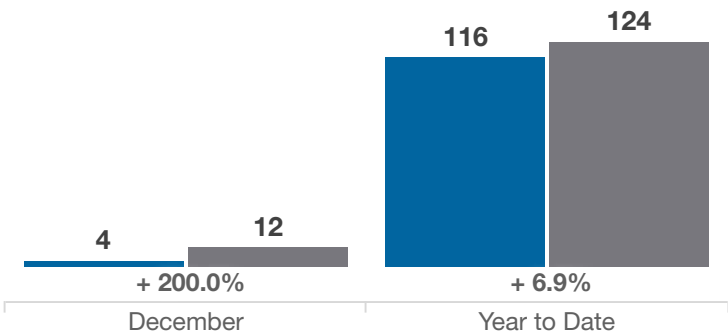
Closed Sales

■ 2022 ■ 2023



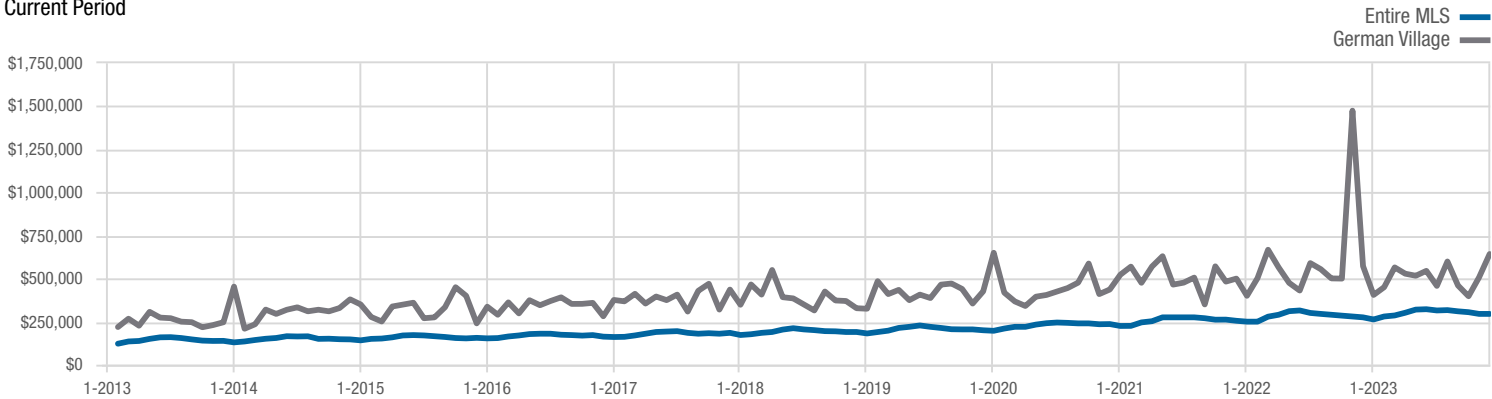
In Contracts

■ 2022 ■ 2023



Median Sales Price

Current Period



Each data point represents the median sales price in a given month.

Local Market Update – December 2023

A RESEARCH TOOL PROVIDED BY THE COLUMBUS REALTORS®
BASED ON RESIDENTIAL LISTING DATA ONLY



German Village

Franklin County (43206 and German Village subdivision)

