

Local Market Update – December 2023

A RESEARCH TOOL PROVIDED BY THE COLUMBUS REALTORS®
BASED ON RESIDENTIAL LISTING DATA ONLY



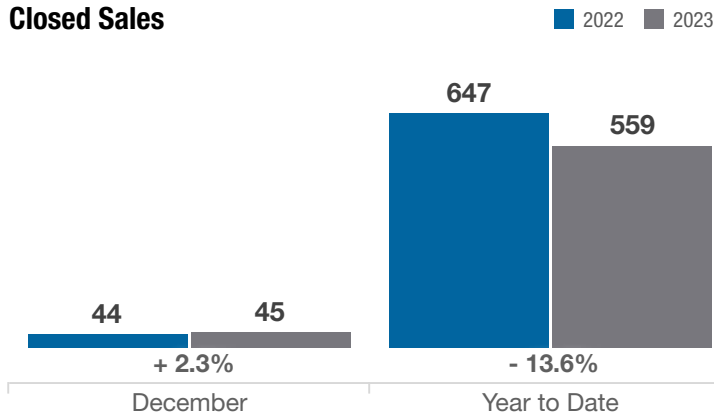
Groveport Madison Local School District

Franklin County

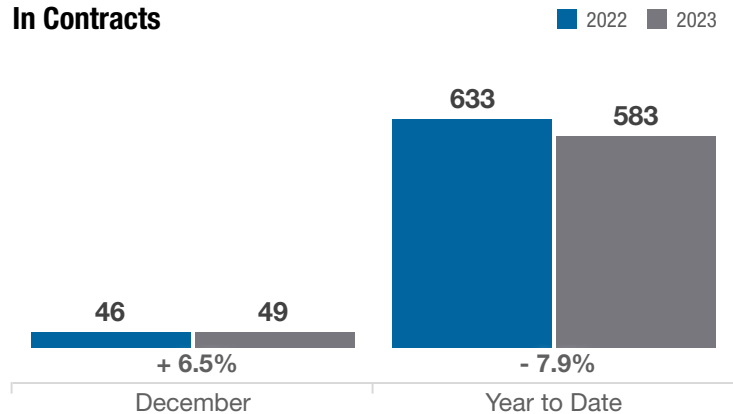
Key Metrics	December			Year to Date		
	2022	2023	% Change	Thru 12-2022	Thru 12-2023	% Change
Closed Sales	44	45	+ 2.3%	647	559	- 13.6%
In Contracts	46	49	+ 6.5%	633	583	- 7.9%
Average Sales Price*	\$256,510	\$271,184	+ 5.7%	\$246,969	\$254,322	+ 3.0%
Median Sales Price*	\$241,250	\$263,500	+ 9.2%	\$240,000	\$246,000	+ 2.5%
Average Price Per Square Foot*	\$165.10	\$170.07	+ 3.0%	\$164.05	\$170.68	+ 4.0%
Percent of Original List Price Received*	98.8%	97.9%	- 0.9%	102.9%	100.4%	- 2.4%
Percent of Last List Price Received*	98.8%	99.3%	+ 0.5%	103.2%	101.0%	- 2.1%
Days on Market Until Sale	28	17	- 39.3%	12	17	+ 41.7%
New Listings	35	35	0.0%	725	644	- 11.2%
Median List Price of New Listings	\$235,000	\$259,900	+ 10.6%	\$229,999	\$249,900	+ 8.7%
Median List Price at Time of Sale	\$237,400	\$265,000	+ 11.6%	\$229,900	\$239,900	+ 4.3%
Inventory of Homes for Sale	52	46	- 11.5%	—	—	—
Months Supply of Inventory	1.0	0.9	- 10.0%	—	—	—

* Does not account for sale concessions and/or downpayment assistance. | Percent changes are calculated using rounded figures and can sometimes look extreme due to small sample size.

Closed Sales

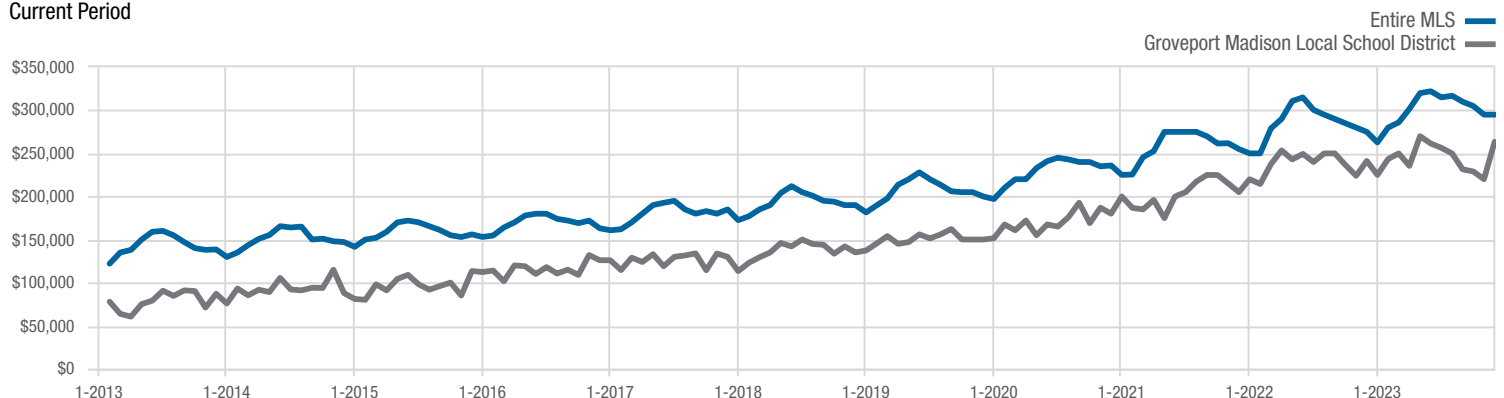


In Contracts



Median Sales Price

Current Period



Each data point represents the median sales price in a given month.

Local Market Update – December 2023

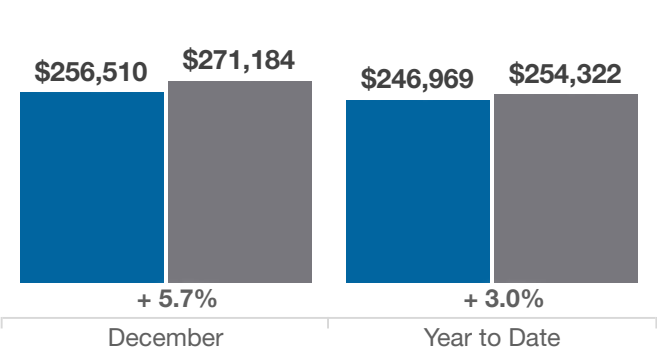
A RESEARCH TOOL PROVIDED BY THE COLUMBUS REALTORS®
BASED ON RESIDENTIAL LISTING DATA ONLY



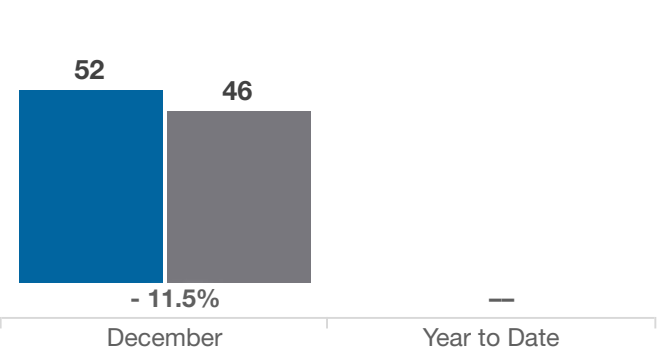
Groveport Madison Local School District

Franklin County

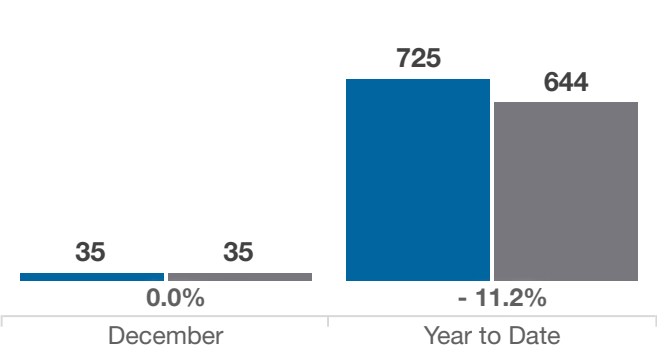
Average Sales Price



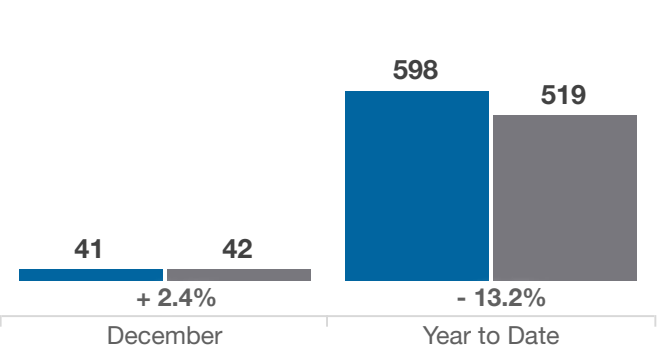
Inventory of Homes for Sale



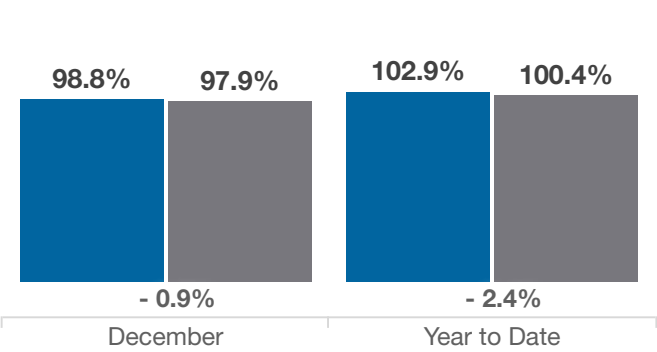
New Listings



Single Family Sales



Pct. Of Orig. List Price Received



Condo Sales

