

Local Market Update – December 2023

A RESEARCH TOOL PROVIDED BY THE COLUMBUS REALTORS®
BASED ON RESIDENTIAL LISTING DATA ONLY



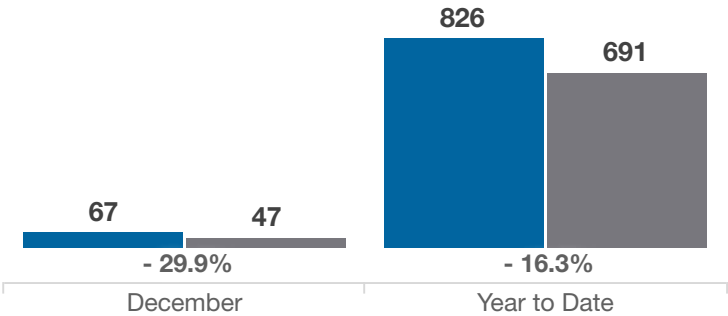
Pickaway County

Key Metrics	December			Year to Date		
	2022	2023	% Change	Thru 12-2022	Thru 12-2023	% Change
Closed Sales	67	47	- 29.9%	826	691	- 16.3%
In Contracts	54	48	- 11.1%	802	692	- 13.7%
Average Sales Price*	\$280,982	\$302,629	+ 7.7%	\$295,623	\$297,817	+ 0.7%
Median Sales Price*	\$279,900	\$310,565	+ 11.0%	\$281,280	\$300,000	+ 6.7%
Average Price Per Square Foot*	\$150.17	\$165.47	+ 10.2%	\$162.82	\$165.33	+ 1.5%
Percent of Original List Price Received*	94.0%	95.2%	+ 1.3%	98.6%	97.0%	- 1.6%
Percent of Last List Price Received*	97.2%	97.4%	+ 0.2%	99.9%	99.1%	- 0.8%
Days on Market Until Sale	45	42	- 6.7%	28	40	+ 42.9%
New Listings	34	26	- 23.5%	948	768	- 19.0%
Median List Price of New Listings	\$314,450	\$290,565	- 7.6%	\$295,316	\$299,987	+ 1.6%
Median List Price at Time of Sale	\$299,900	\$312,494	+ 4.2%	\$282,500	\$300,000	+ 6.2%
Inventory of Homes for Sale	122	107	- 12.3%	—	—	—
Months Supply of Inventory	1.8	1.9	+ 5.6%	—	—	—

* Does not account for sale concessions and/or downpayment assistance. | Percent changes are calculated using rounded figures and can sometimes look extreme due to small sample size.

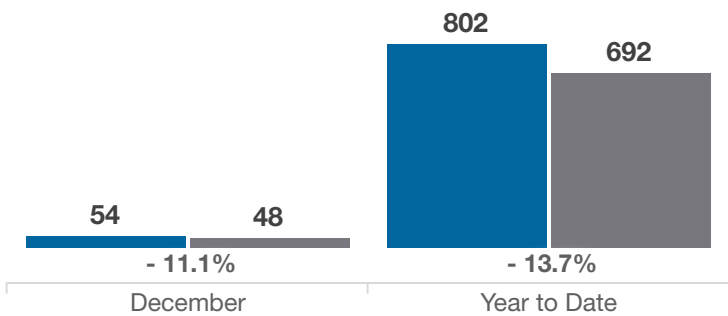
Closed Sales

■ 2022 ■ 2023



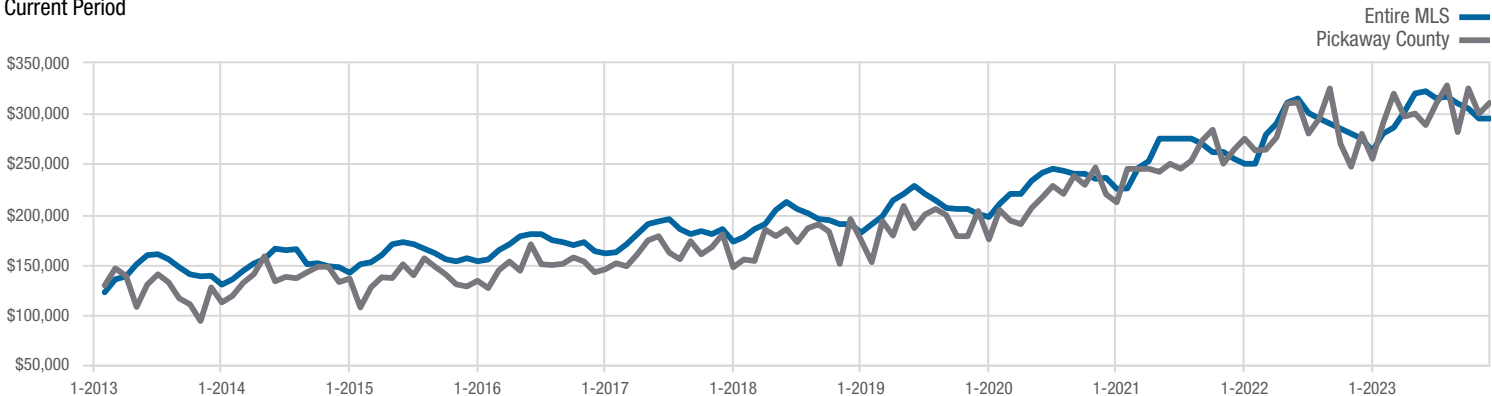
In Contracts

■ 2022 ■ 2023



Median Sales Price

Current Period



Each data point represents the median sales price in a given month.

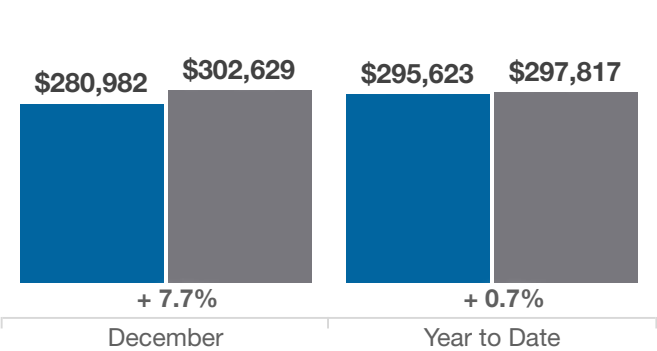
Local Market Update – December 2023

A RESEARCH TOOL PROVIDED BY THE COLUMBUS REALTORS®
BASED ON RESIDENTIAL LISTING DATA ONLY

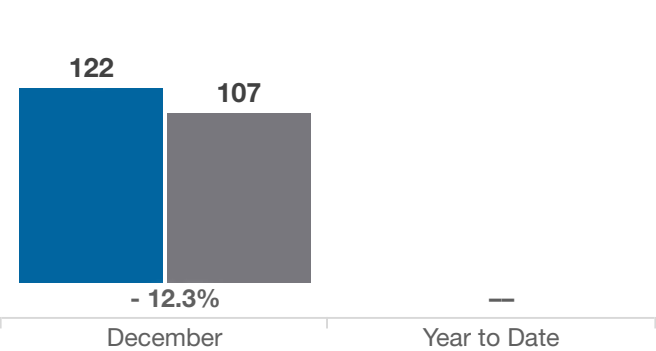


Pickaway County

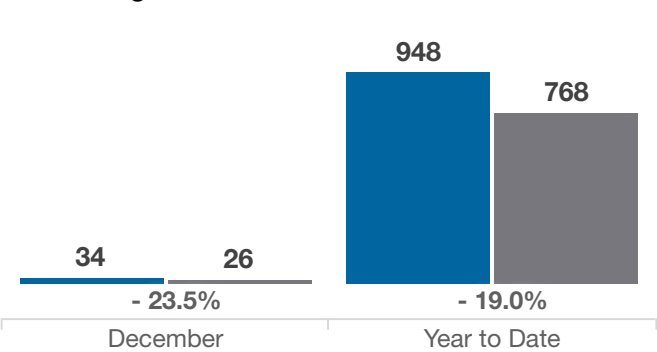
Average Sales Price



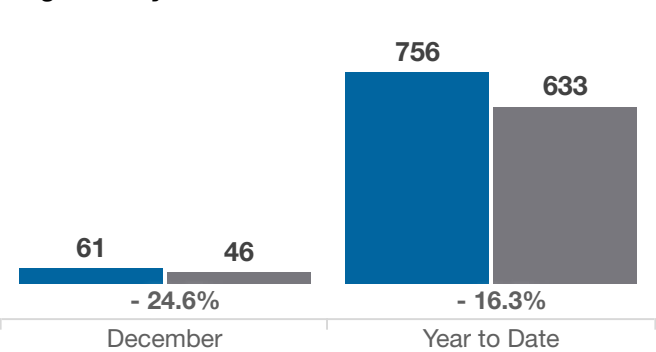
Inventory of Homes for Sale



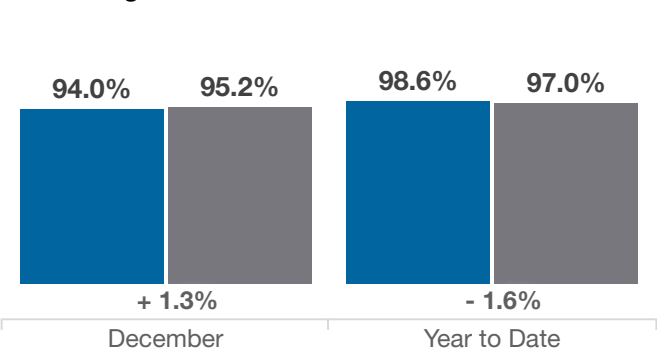
New Listings



Single Family Sales



Pct. Of Orig. List Price Received



Condo Sales

