

# Local Market Update – December 2023

A RESEARCH TOOL PROVIDED BY THE COLUMBUS REALTORS®  
BASED ON RESIDENTIAL LISTING DATA ONLY



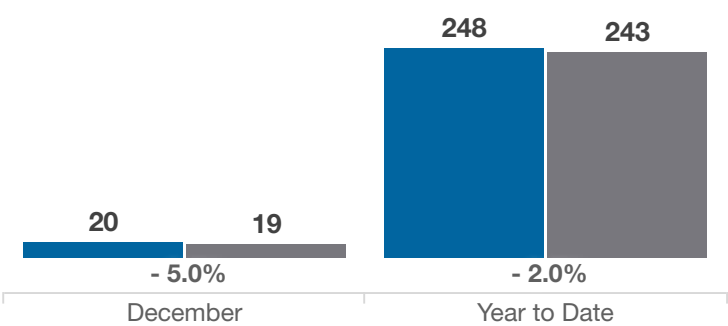
## Ross County

Key Metrics	December			Year to Date		
	2022	2023	% Change	Thru 12-2022	Thru 12-2023	% Change
Closed Sales	20	19	- 5.0%	248	243	- 2.0%
In Contracts	9	22	+ 144.4%	234	261	+ 11.5%
Average Sales Price*	\$239,180	\$255,397	+ 6.8%	\$221,182	\$240,632	+ 8.8%
Median Sales Price*	\$225,000	\$194,000	- 13.8%	\$200,000	\$215,000	+ 7.5%
Average Price Per Square Foot*	\$126.94	\$139.84	+ 10.2%	\$126.73	\$137.68	+ 8.6%
Percent of Original List Price Received*	95.5%	95.9%	+ 0.4%	99.4%	96.6%	- 2.8%
Percent of Last List Price Received*	98.7%	97.5%	- 1.2%	101.3%	97.9%	- 3.4%
Days on Market Until Sale	22	45	+ 104.5%	21	27	+ 28.6%
New Listings	18	18	0.0%	284	319	+ 12.3%
Median List Price of New Listings	\$232,900	\$229,950	- 1.3%	\$209,950	\$227,000	+ 8.1%
Median List Price at Time of Sale	\$222,000	\$199,000	- 10.4%	\$194,900	\$219,950	+ 12.9%
Inventory of Homes for Sale	26	28	+ 7.7%	—	—	—
Months Supply of Inventory	1.3	1.3	0.0%	—	—	—

\* Does not account for sale concessions and/or downpayment assistance. | Percent changes are calculated using rounded figures and can sometimes look extreme due to small sample size.

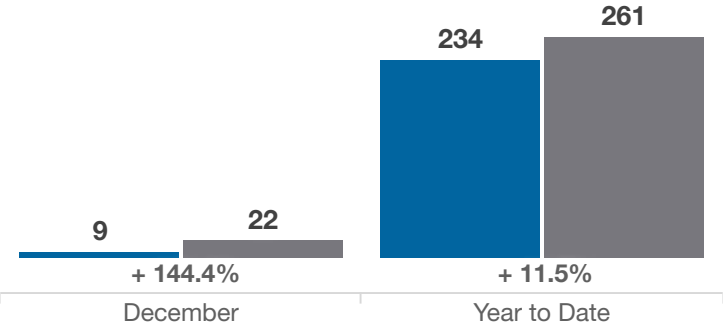
### Closed Sales

■ 2022 ■ 2023



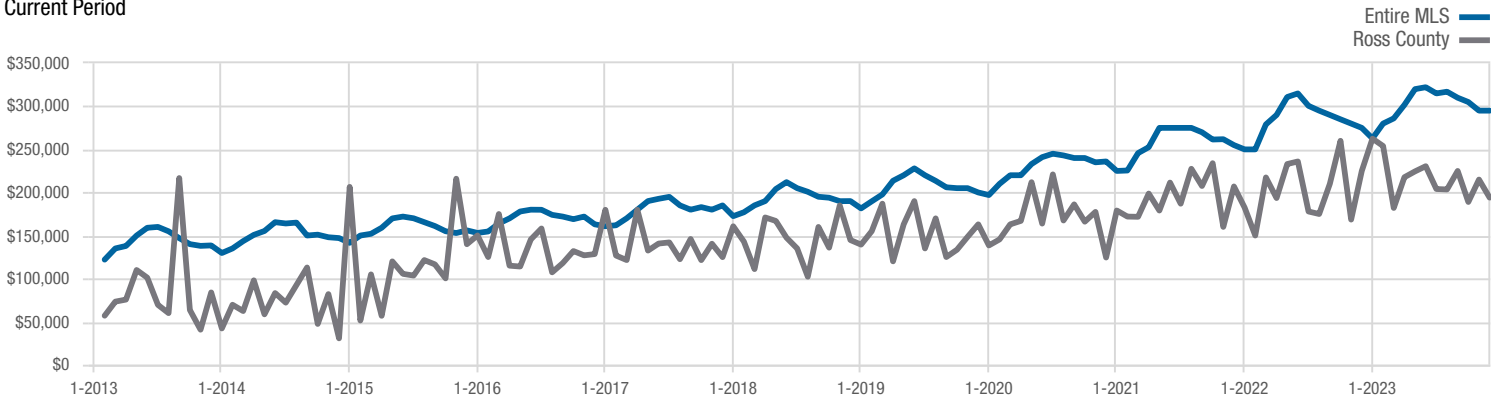
### In Contracts

■ 2022 ■ 2023



### Median Sales Price

Current Period



Each data point represents the median sales price in a given month.

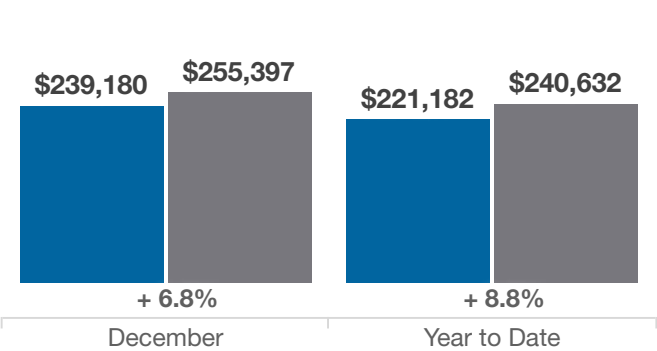
# Local Market Update – December 2023

A RESEARCH TOOL PROVIDED BY THE COLUMBUS REALTORS®  
BASED ON RESIDENTIAL LISTING DATA ONLY

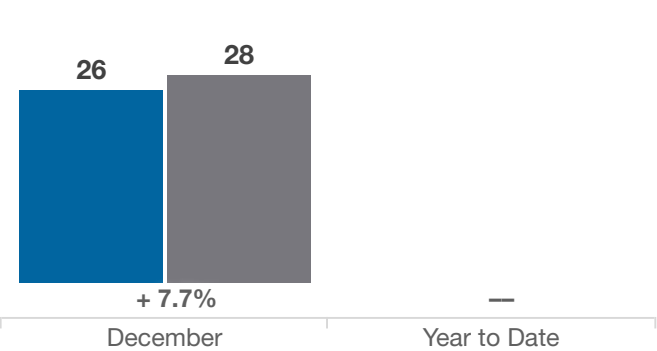


## Ross County

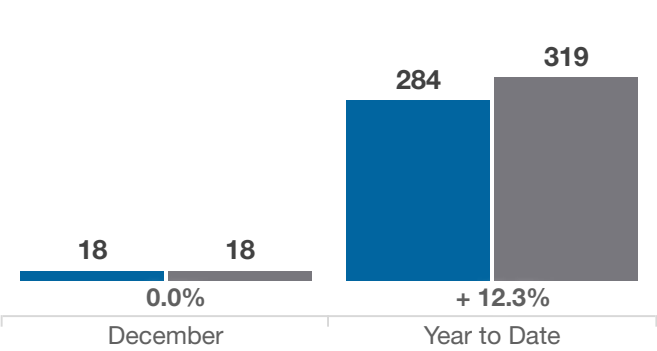
Average Sales Price



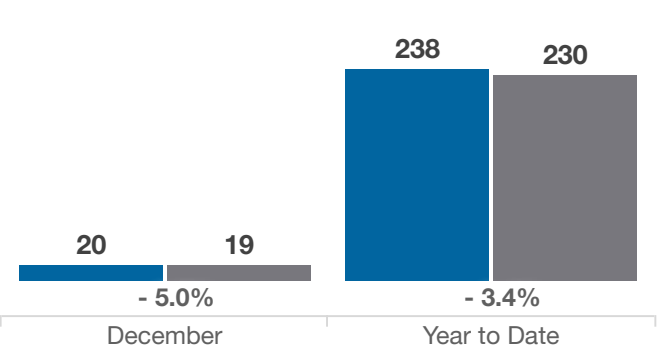
Inventory of Homes for Sale



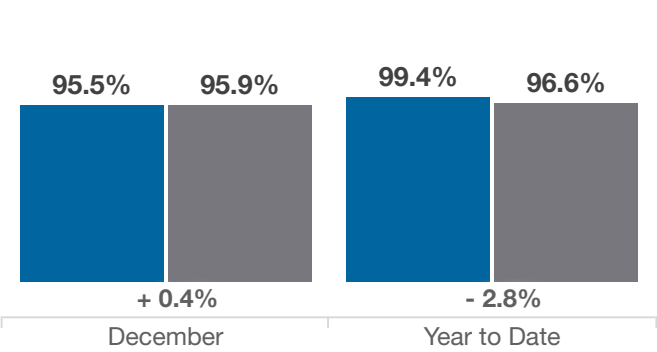
New Listings



Single Family Sales



Pct. Of Orig. List Price Received



Condo Sales

