

Local Market Update – December 2023

A RESEARCH TOOL PROVIDED BY THE COLUMBUS REALTORS®
BASED ON RESIDENTIAL LISTING DATA ONLY



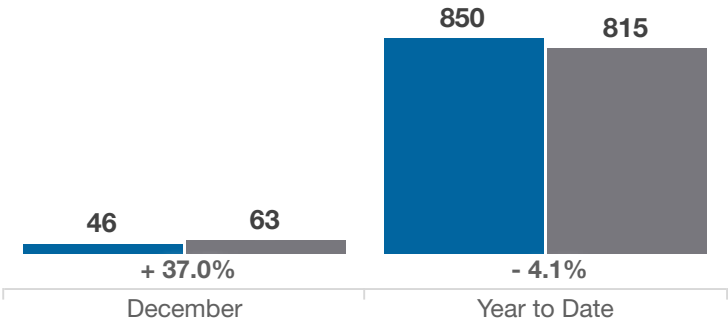
Union County

Key Metrics	December			Year to Date		
	2022	2023	% Change	Thru 12-2022	Thru 12-2023	% Change
Closed Sales	46	63	+ 37.0%	850	815	- 4.1%
In Contracts	41	44	+ 7.3%	853	803	- 5.9%
Average Sales Price*	\$428,586	\$462,080	+ 7.8%	\$448,701	\$471,365	+ 5.1%
Median Sales Price*	\$371,250	\$379,000	+ 2.1%	\$388,250	\$405,000	+ 4.3%
Average Price Per Square Foot*	\$176.54	\$199.05	+ 12.8%	\$187.28	\$203.66	+ 8.7%
Percent of Original List Price Received*	97.1%	97.8%	+ 0.7%	100.7%	99.4%	- 1.3%
Percent of Last List Price Received*	99.2%	99.4%	+ 0.2%	101.6%	100.5%	- 1.1%
Days on Market Until Sale	44	27	- 38.6%	19	27	+ 42.1%
New Listings	36	36	0.0%	957	922	- 3.7%
Median List Price of New Listings	\$382,000	\$430,206	+ 12.6%	\$389,900	\$425,000	+ 9.0%
Median List Price at Time of Sale	\$382,200	\$385,000	+ 0.7%	\$379,900	\$400,000	+ 5.3%
Inventory of Homes for Sale	94	102	+ 8.5%	—	—	—
Months Supply of Inventory	1.3	1.5	+ 15.4%	—	—	—

* Does not account for sale concessions and/or downpayment assistance. | Percent changes are calculated using rounded figures and can sometimes look extreme due to small sample size.

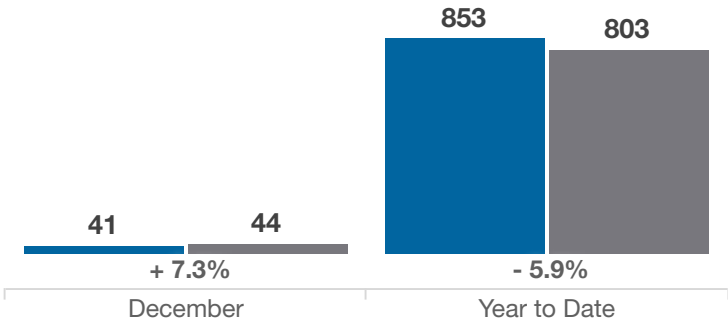
Closed Sales

■ 2022 ■ 2023



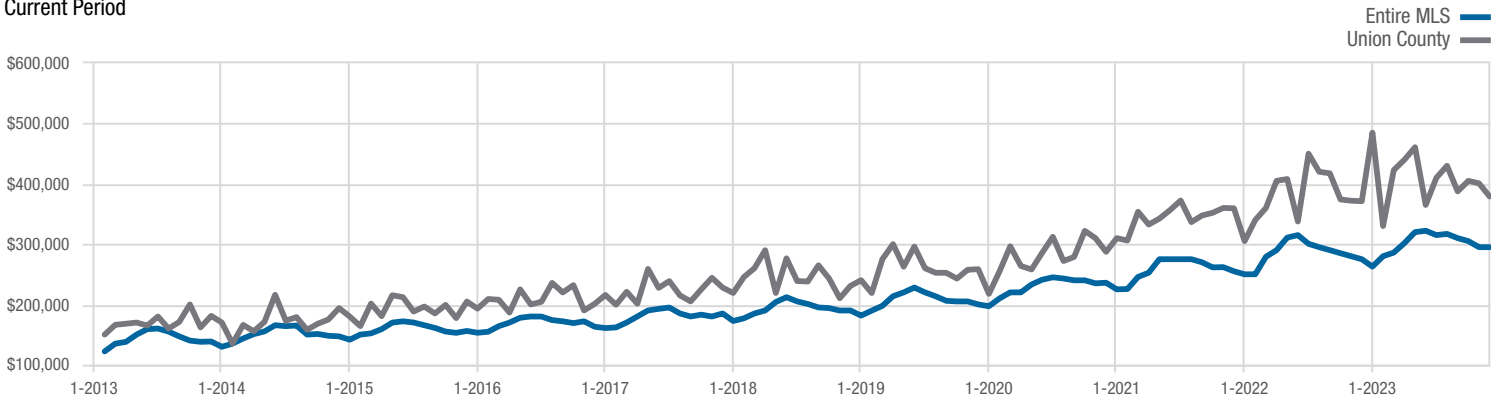
In Contracts

■ 2022 ■ 2023



Median Sales Price

Current Period



Each data point represents the median sales price in a given month.

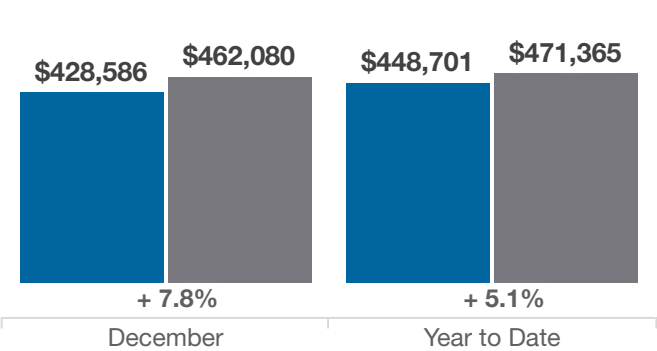
Local Market Update – December 2023

A RESEARCH TOOL PROVIDED BY THE COLUMBUS REALTORS®
BASED ON RESIDENTIAL LISTING DATA ONLY

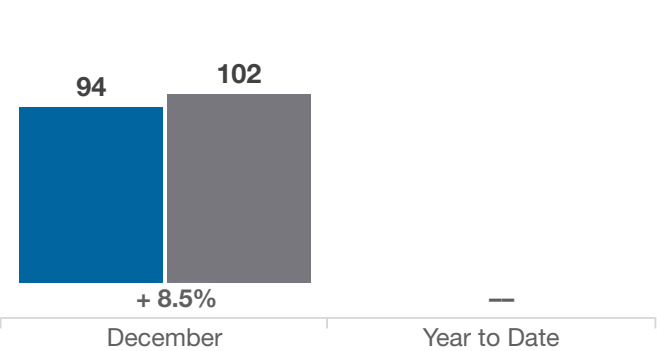


Union County

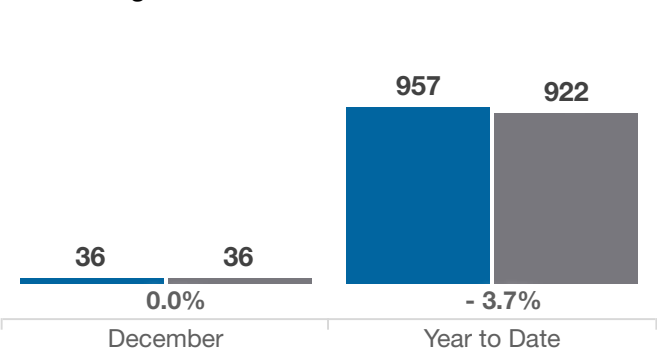
Average Sales Price



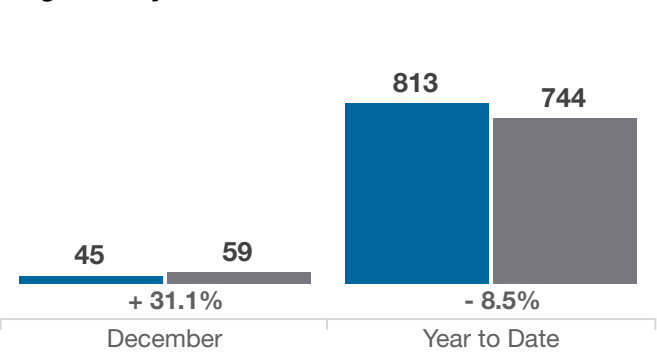
Inventory of Homes for Sale



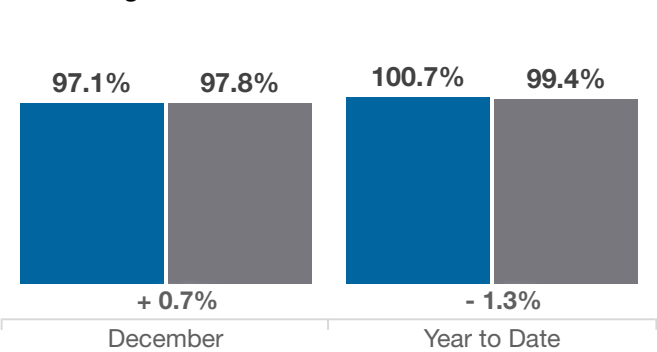
New Listings



Single Family Sales



Pct. Of Orig. List Price Received



Condo Sales

