

Local Market Update – December 2023

A RESEARCH TOOL PROVIDED BY THE COLUMBUS REALTORS®
BASED ON RESIDENTIAL LISTING DATA ONLY



Washington Court House City School District

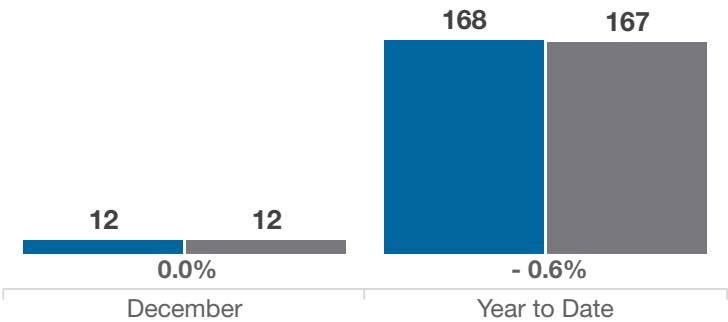
Fayette County

Key Metrics	December			Year to Date		
	2022	2023	% Change	Thru 12-2022	Thru 12-2023	% Change
Closed Sales	12	12	0.0%	168	167	- 0.6%
In Contracts	10	8	- 20.0%	167	168	+ 0.6%
Average Sales Price*	\$171,525	\$175,908	+ 2.6%	\$175,909	\$185,996	+ 5.7%
Median Sales Price*	\$174,950	\$194,000	+ 10.9%	\$165,000	\$171,900	+ 4.2%
Average Price Per Square Foot*	\$130.84	\$126.72	- 3.1%	\$117.75	\$126.81	+ 7.7%
Percent of Original List Price Received*	97.8%	93.9%	- 4.0%	98.2%	95.8%	- 2.4%
Percent of Last List Price Received*	96.7%	96.3%	- 0.4%	99.6%	98.1%	- 1.5%
Days on Market Until Sale	25	27	+ 8.0%	16	31	+ 93.8%
New Listings	10	12	+ 20.0%	208	189	- 9.1%
Median List Price of New Listings	\$112,450	\$169,900	+ 51.1%	\$159,900	\$175,000	+ 9.4%
Median List Price at Time of Sale	\$169,950	\$195,450	+ 15.0%	\$159,900	\$174,900	+ 9.4%
Inventory of Homes for Sale	23	22	- 4.3%	—	—	—
Months Supply of Inventory	1.7	1.6	- 5.9%	—	—	—

* Does not account for sale concessions and/or downpayment assistance. | Percent changes are calculated using rounded figures and can sometimes look extreme due to small sample size.

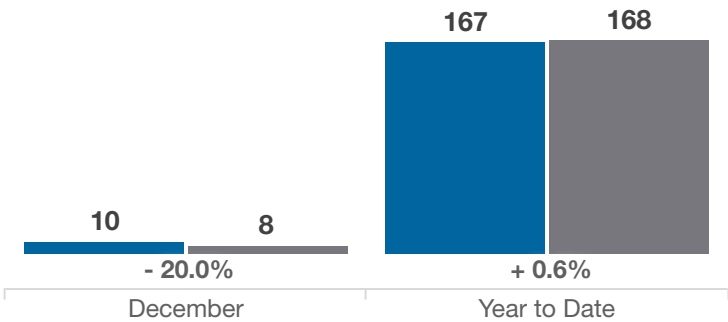
Closed Sales

■ 2022 ■ 2023



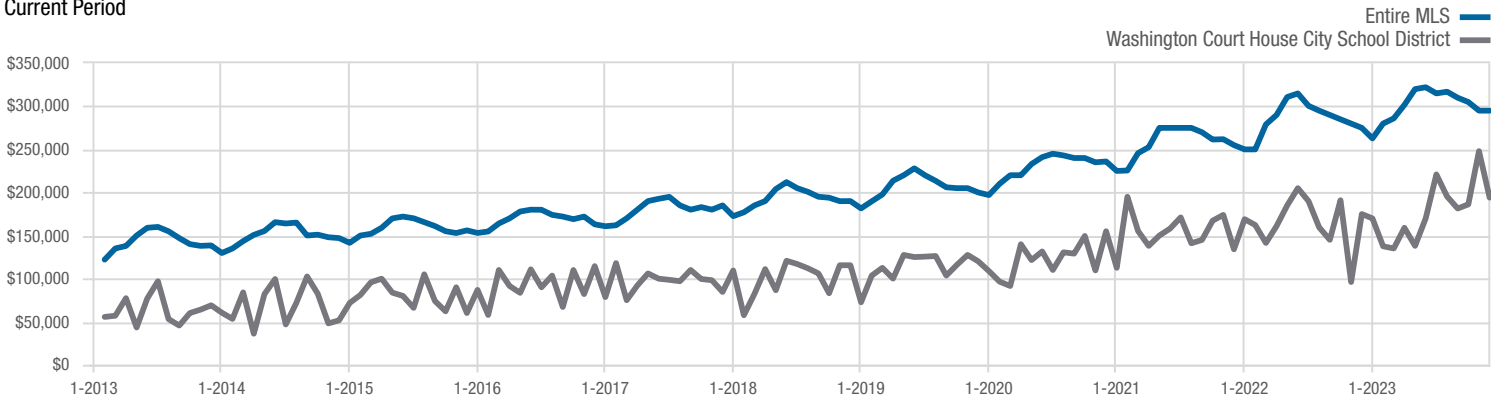
In Contracts

■ 2022 ■ 2023



Median Sales Price

Current Period



Each data point represents the median sales price in a given month.

Local Market Update – December 2023

A RESEARCH TOOL PROVIDED BY THE COLUMBUS REALTORS®
BASED ON RESIDENTIAL LISTING DATA ONLY



Washington Court House City School District

Fayette County

