

Local Market Update – January 2024

A RESEARCH TOOL PROVIDED BY THE COLUMBUS REALTORS®
BASED ON RESIDENTIAL LISTING DATA ONLY



Beechwold / Clintonville

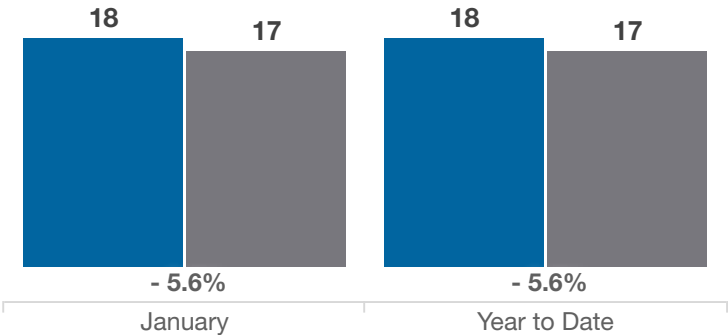
Franklin County (43214, 43202)

Key Metrics	January			Year to Date		
	2023	2024	% Change	Thru 1-2023	Thru 1-2024	% Change
Closed Sales	18	17	- 5.6%	18	17	- 5.6%
In Contracts	36	32	- 11.1%	36	32	- 11.1%
Average Sales Price*	\$341,206	\$397,653	+ 16.5%	\$341,206	\$397,653	+ 16.5%
Median Sales Price*	\$337,450	\$365,000	+ 8.2%	\$337,450	\$365,000	+ 8.2%
Average Price Per Square Foot*	\$266.41	\$278.46	+ 4.5%	\$266.41	\$278.46	+ 4.5%
Percent of Original List Price Received*	94.7%	99.6%	+ 5.2%	94.7%	99.6%	+ 5.2%
Percent of Last List Price Received*	97.2%	100.6%	+ 3.5%	97.2%	100.6%	+ 3.5%
Days on Market Until Sale	36	11	- 69.4%	36	11	- 69.4%
New Listings	29	30	+ 3.4%	29	30	+ 3.4%
Median List Price of New Listings	\$339,900	\$362,400	+ 6.6%	\$339,900	\$362,400	+ 6.6%
Median List Price at Time of Sale	\$337,450	\$384,900	+ 14.1%	\$337,450	\$384,900	+ 14.1%
Inventory of Homes for Sale	33	24	- 27.3%	—	—	—
Months Supply of Inventory	0.6	0.6	0.0%	—	—	—

* Does not account for sale concessions and/or downpayment assistance. | Percent changes are calculated using rounded figures and can sometimes look extreme due to small sample size.

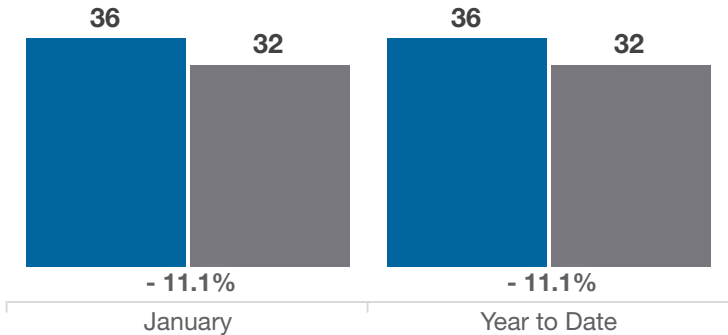
Closed Sales

■ 2023 ■ 2024



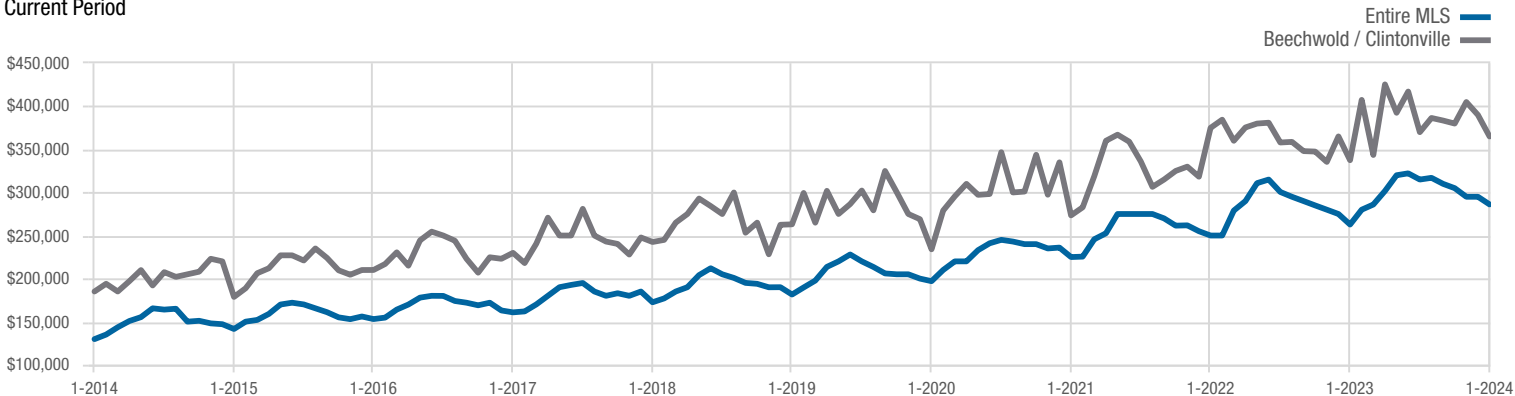
In Contracts

■ 2023 ■ 2024



Median Sales Price

Current Period



Each data point represents the median sales price in a given month.

Local Market Update – January 2024

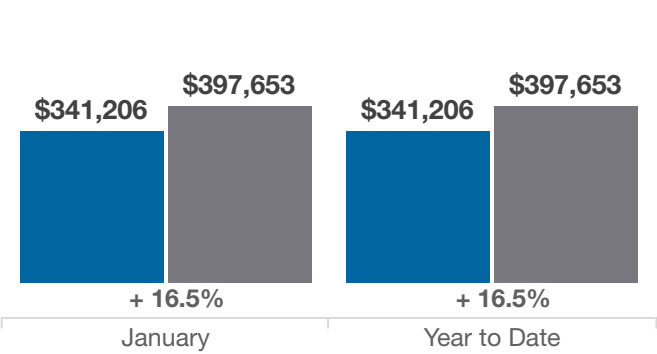
A RESEARCH TOOL PROVIDED BY THE COLUMBUS REALTORS®
BASED ON RESIDENTIAL LISTING DATA ONLY



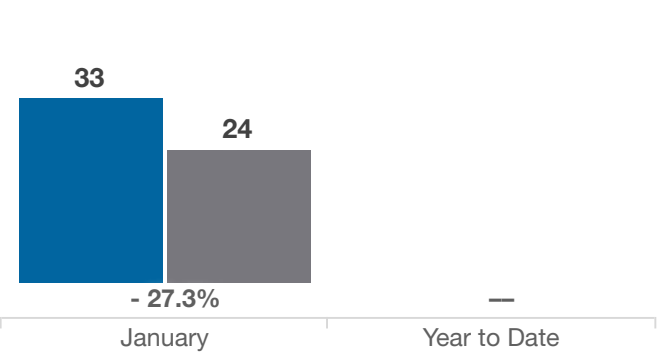
Beechwold / Clintonville

Franklin County (43214, 43202)

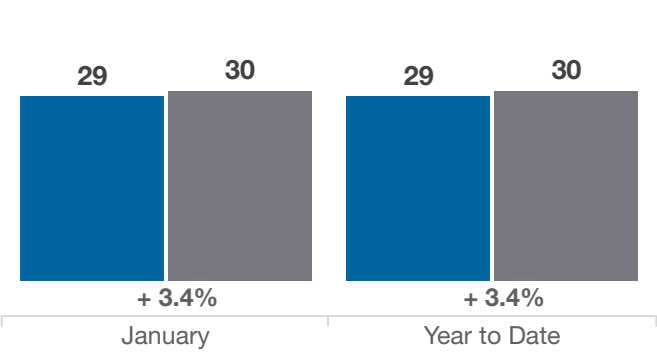
Average Sales Price



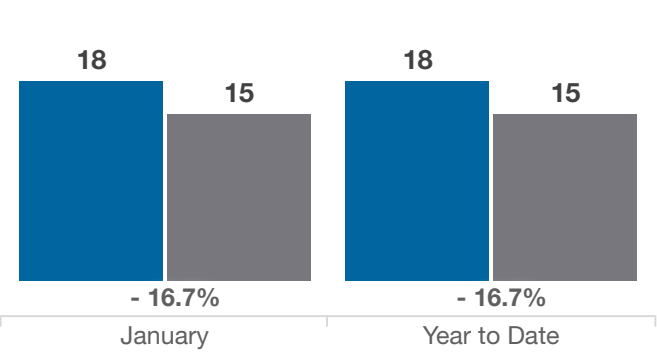
Inventory of Homes for Sale



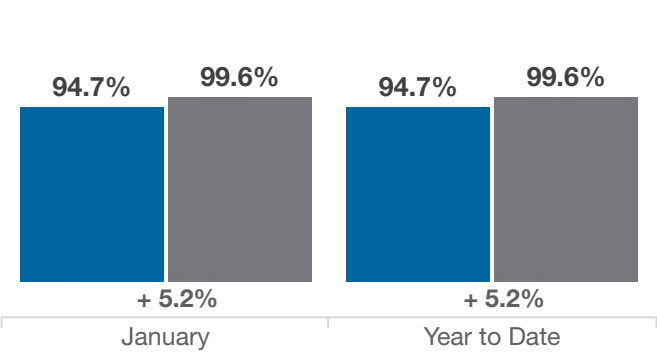
New Listings



Single Family Sales



Pct. Of Orig. List Price Received



Condo Sales

