

# Local Market Update – January 2024

A RESEARCH TOOL PROVIDED BY THE COLUMBUS REALTORS®  
BASED ON RESIDENTIAL LISTING DATA ONLY



## Big Walnut Local School District

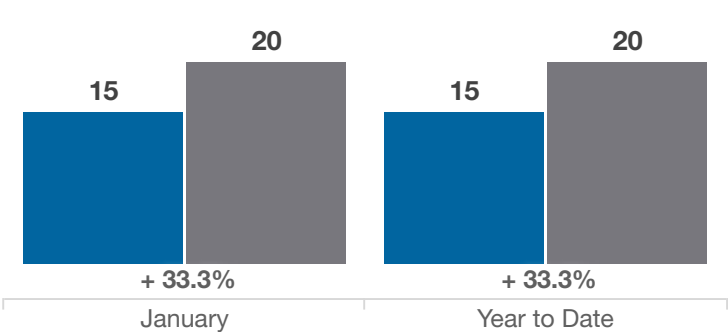
Delaware County

Key Metrics	January			Year to Date		
	2023	2024	% Change	Thru 1-2023	Thru 1-2024	% Change
Closed Sales	15	20	+ 33.3%	15	20	+ 33.3%
In Contracts	22	20	- 9.1%	22	20	- 9.1%
Average Sales Price*	\$536,074	\$599,251	+ 11.8%	\$536,074	\$599,251	+ 11.8%
Median Sales Price*	\$470,000	\$553,980	+ 17.9%	\$470,000	\$553,980	+ 17.9%
Average Price Per Square Foot*	\$226.63	\$261.19	+ 15.2%	\$226.63	\$261.19	+ 15.2%
Percent of Original List Price Received*	105.4%	96.9%	- 8.1%	105.4%	96.9%	- 8.1%
Percent of Last List Price Received*	105.4%	98.1%	- 6.9%	105.4%	98.1%	- 6.9%
Days on Market Until Sale	14	35	+ 150.0%	14	35	+ 150.0%
New Listings	20	20	0.0%	20	20	0.0%
Median List Price of New Listings	\$482,450	\$507,400	+ 5.2%	\$482,450	\$507,400	+ 5.2%
Median List Price at Time of Sale	\$460,000	\$577,450	+ 25.5%	\$460,000	\$577,450	+ 25.5%
Inventory of Homes for Sale	34	35	+ 2.9%	—	—	—
Months Supply of Inventory	1.2	1.5	+ 25.0%	—	—	—

\* Does not account for sale concessions and/or downpayment assistance. | Percent changes are calculated using rounded figures and can sometimes look extreme due to small sample size.

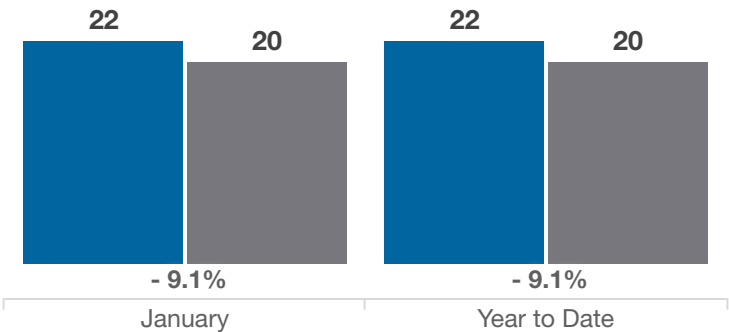
### Closed Sales

■ 2023 ■ 2024



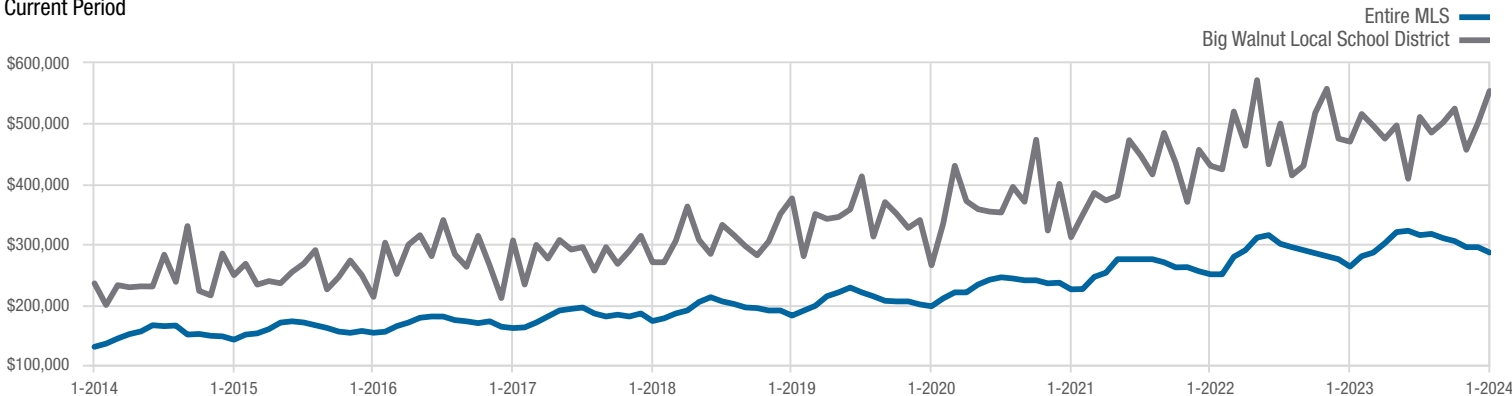
### In Contracts

■ 2023 ■ 2024



### Median Sales Price

Current Period



Each data point represents the median sales price in a given month.

# Local Market Update – January 2024

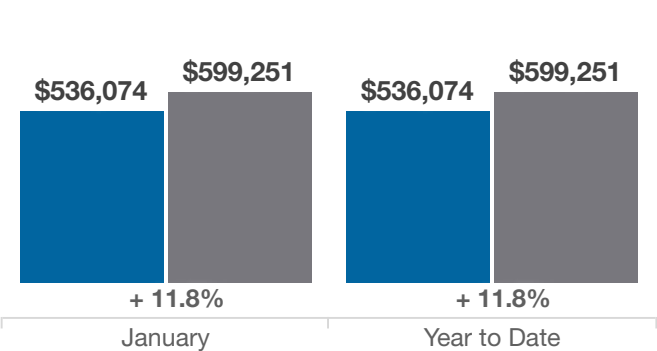
A RESEARCH TOOL PROVIDED BY THE COLUMBUS REALTORS®  
BASED ON RESIDENTIAL LISTING DATA ONLY



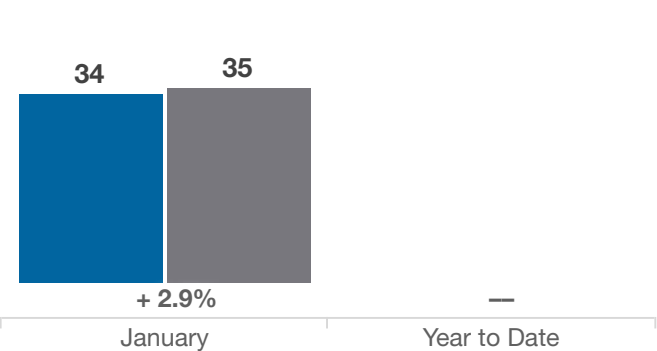
## Big Walnut Local School District

Delaware County

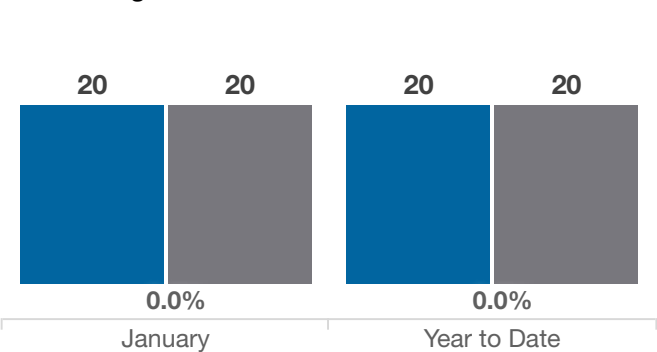
Average Sales Price



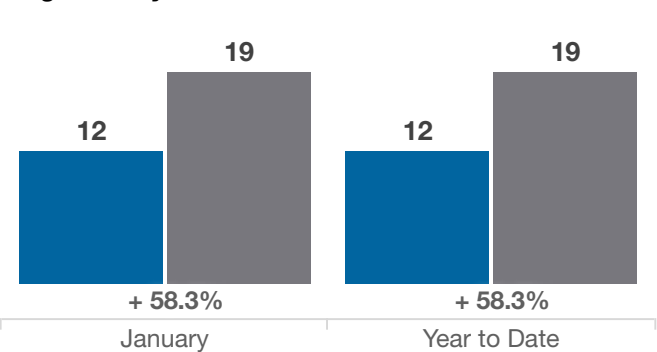
Inventory of Homes for Sale



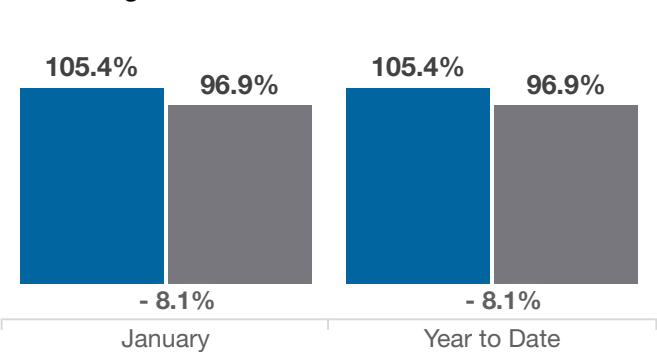
New Listings



Single Family Sales



Pct. Of Orig. List Price Received



Condo Sales

