

# Local Market Update – January 2024

A RESEARCH TOOL PROVIDED BY THE COLUMBUS REALTORS®  
BASED ON RESIDENTIAL LISTING DATA ONLY



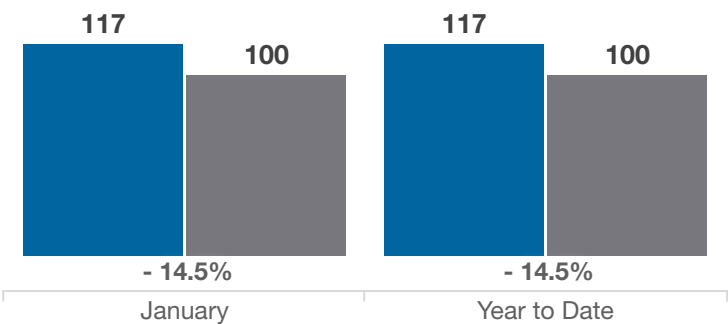
## Fairfield County

Key Metrics	January			Year to Date		
	2023	2024	% Change	Thru 1-2023	Thru 1-2024	% Change
Closed Sales	117	100	- 14.5%	117	100	- 14.5%
In Contracts	143	151	+ 5.6%	143	151	+ 5.6%
Average Sales Price*	\$315,614	\$335,923	+ 6.4%	\$315,614	\$335,923	+ 6.4%
Median Sales Price*	\$309,990	\$299,950	- 3.2%	\$309,990	\$299,950	- 3.2%
Average Price Per Square Foot*	\$165.81	\$183.76	+ 10.8%	\$165.81	\$183.76	+ 10.8%
Percent of Original List Price Received*	95.9%	96.0%	+ 0.1%	95.9%	96.0%	+ 0.1%
Percent of Last List Price Received*	98.1%	98.4%	+ 0.3%	98.1%	98.4%	+ 0.3%
Days on Market Until Sale	28	33	+ 17.9%	28	33	+ 17.9%
New Listings	110	133	+ 20.9%	110	133	+ 20.9%
Median List Price of New Listings	\$299,700	\$345,000	+ 15.1%	\$299,700	\$345,000	+ 15.1%
Median List Price at Time of Sale	\$300,000	\$302,450	+ 0.8%	\$300,000	\$302,450	+ 0.8%
Inventory of Homes for Sale	129	169	+ 31.0%	—	—	—
Months Supply of Inventory	0.7	1.1	+ 57.1%	—	—	—

\* Does not account for sale concessions and/or downpayment assistance. | Percent changes are calculated using rounded figures and can sometimes look extreme due to small sample size.

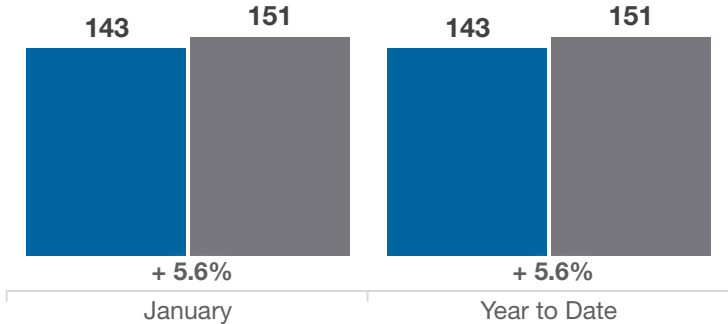
### Closed Sales

■ 2023 ■ 2024



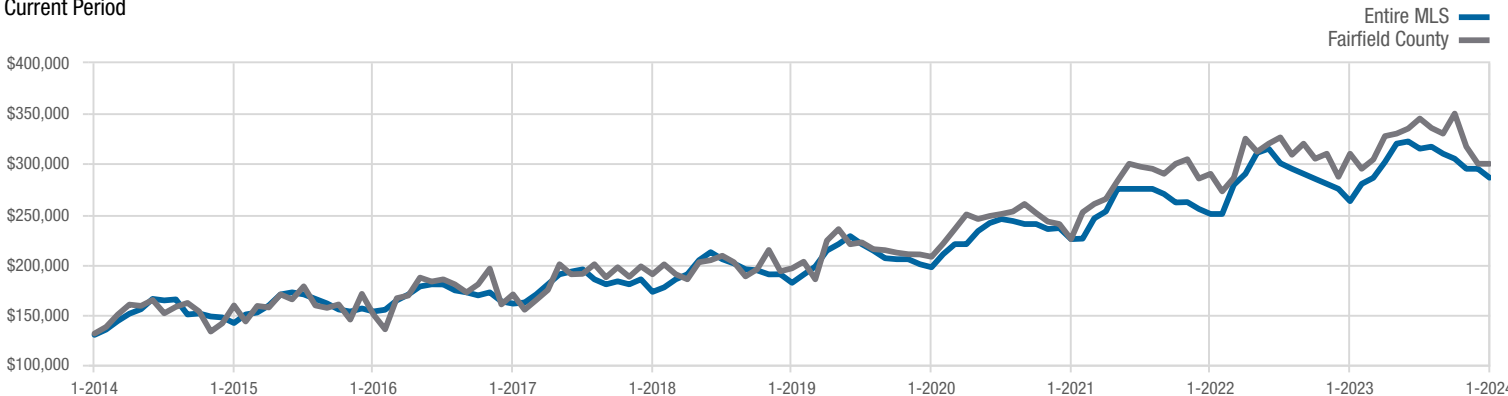
### In Contracts

■ 2023 ■ 2024



### Median Sales Price

Current Period



Each data point represents the median sales price in a given month.

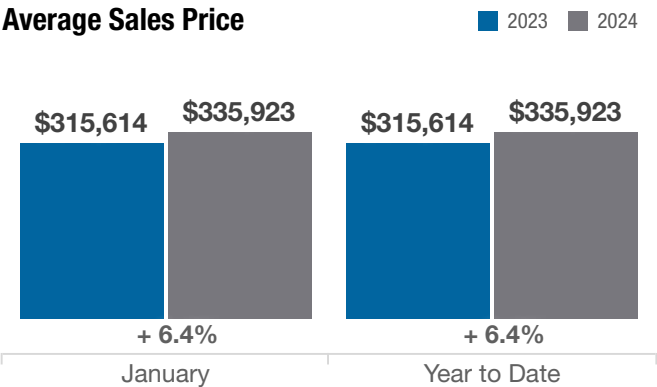
# Local Market Update – January 2024

A RESEARCH TOOL PROVIDED BY THE COLUMBUS REALTORS®  
BASED ON RESIDENTIAL LISTING DATA ONLY

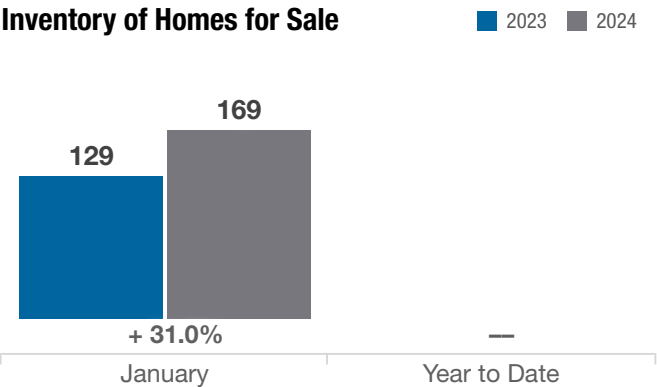


## Fairfield County

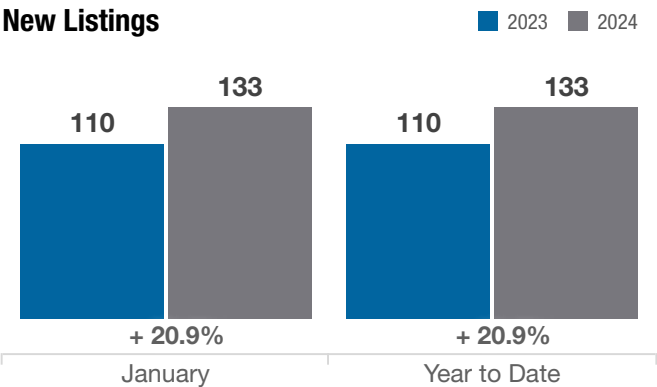
Average Sales Price



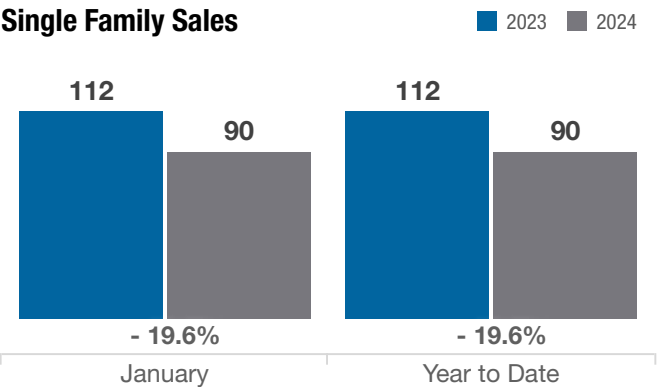
Inventory of Homes for Sale



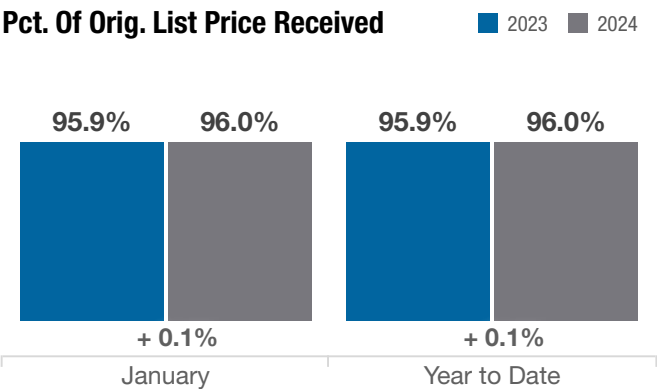
New Listings



Single Family Sales



Pct. Of Orig. List Price Received



Condo Sales

