

Local Market Update – January 2024

A RESEARCH TOOL PROVIDED BY THE COLUMBUS REALTORS®
BASED ON RESIDENTIAL LISTING DATA ONLY



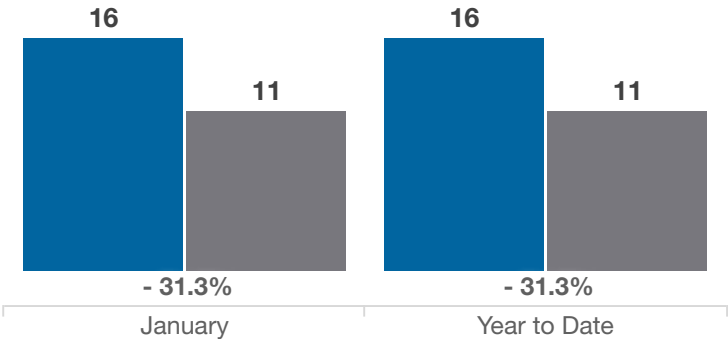
Fayette County

Key Metrics	January			Year to Date		
	2023	2024	% Change	Thru 1-2023	Thru 1-2024	% Change
Closed Sales	16	11	- 31.3%	16	11	- 31.3%
In Contracts	25	26	+ 4.0%	25	26	+ 4.0%
Average Sales Price*	\$192,156	\$162,920	- 15.2%	\$192,156	\$162,920	- 15.2%
Median Sales Price*	\$174,950	\$159,450	- 8.9%	\$174,950	\$159,450	- 8.9%
Average Price Per Square Foot*	\$125.05	\$98.75	- 21.0%	\$125.05	\$98.75	- 21.0%
Percent of Original List Price Received*	95.9%	100.5%	+ 4.8%	95.9%	100.5%	+ 4.8%
Percent of Last List Price Received*	97.0%	100.9%	+ 4.0%	97.0%	100.9%	+ 4.0%
Days on Market Until Sale	38	43	+ 13.2%	38	43	+ 13.2%
New Listings	27	25	- 7.4%	27	25	- 7.4%
Median List Price of New Listings	\$159,500	\$209,950	+ 31.6%	\$159,500	\$209,950	+ 31.6%
Median List Price at Time of Sale	\$174,900	\$159,400	- 8.9%	\$174,900	\$159,400	- 8.9%
Inventory of Homes for Sale	41	38	- 7.3%	—	—	—
Months Supply of Inventory	1.7	1.5	- 11.8%	—	—	—

* Does not account for sale concessions and/or downpayment assistance. | Percent changes are calculated using rounded figures and can sometimes look extreme due to small sample size.

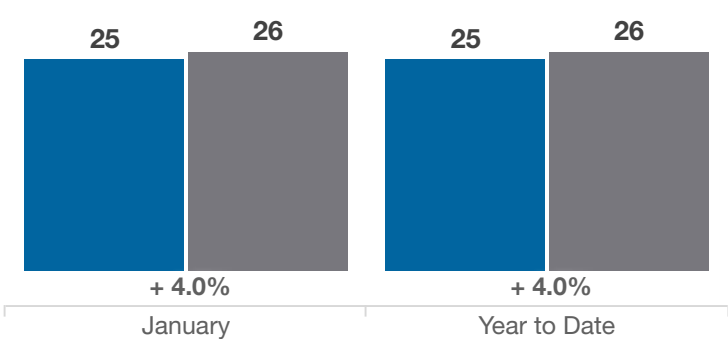
Closed Sales

■ 2023 ■ 2024



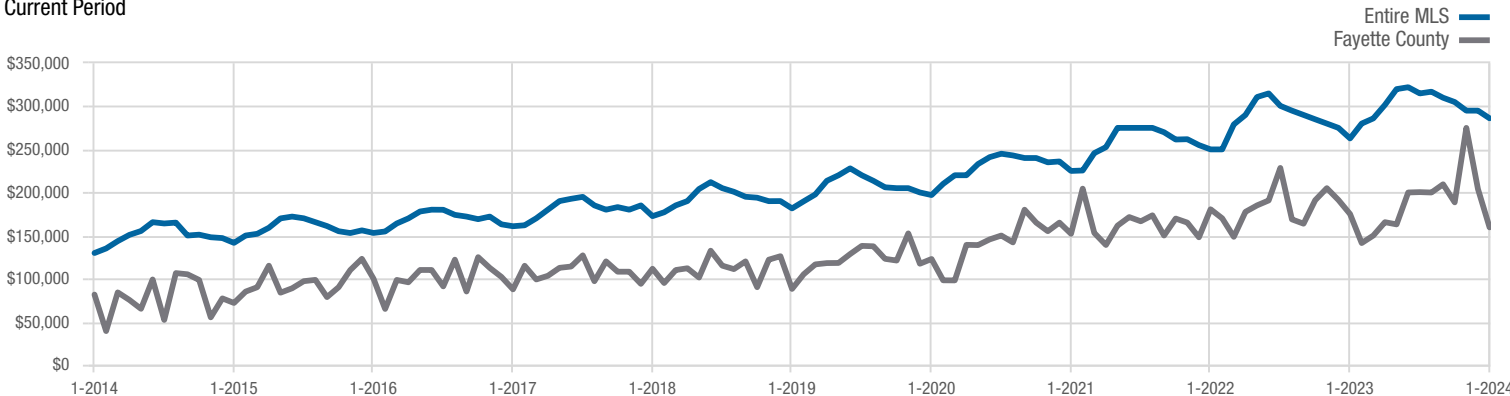
In Contracts

■ 2023 ■ 2024



Median Sales Price

Current Period



Each data point represents the median sales price in a given month.

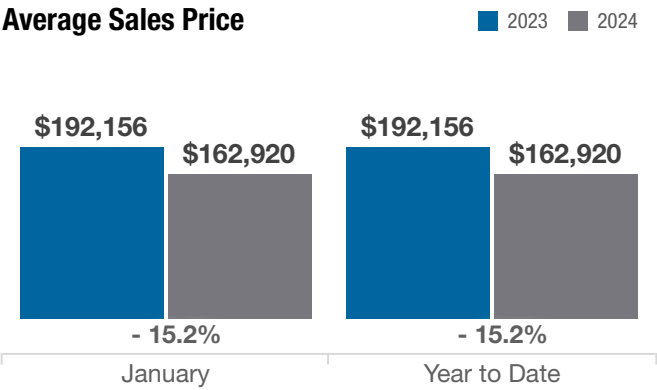
Local Market Update – January 2024

A RESEARCH TOOL PROVIDED BY THE COLUMBUS REALTORS®
BASED ON RESIDENTIAL LISTING DATA ONLY

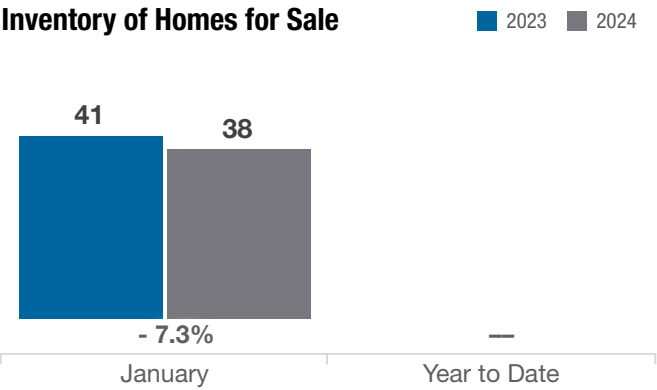


Fayette County

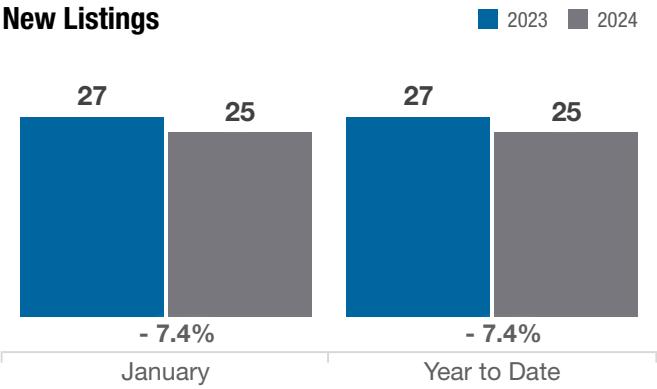
Average Sales Price



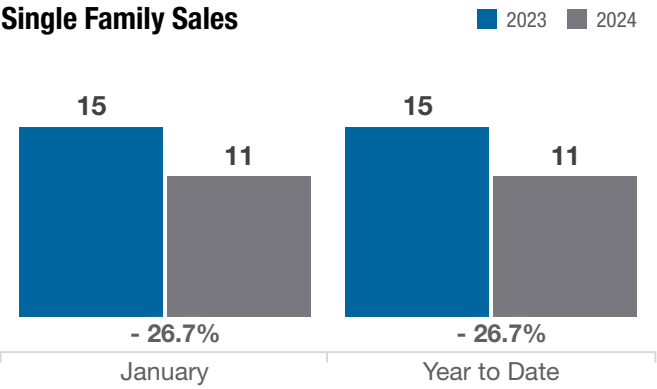
Inventory of Homes for Sale



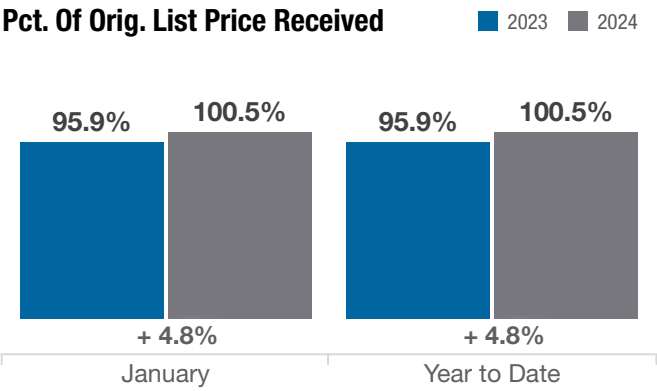
New Listings



Single Family Sales



Pct. Of Orig. List Price Received



Condo Sales

