

# Local Market Update – January 2024

A RESEARCH TOOL PROVIDED BY THE COLUMBUS REALTORS®  
BASED ON RESIDENTIAL LISTING DATA ONLY



## Gahanna (Corp.)

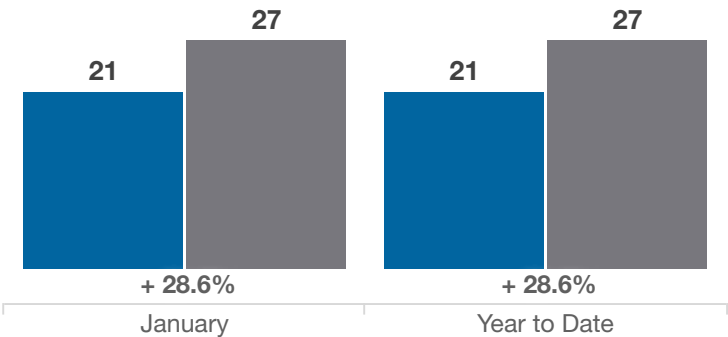
Franklin County

Key Metrics	January			Year to Date		
	2023	2024	% Change	Thru 1-2023	Thru 1-2024	% Change
Closed Sales	21	27	+ 28.6%	21	27	+ 28.6%
In Contracts	31	36	+ 16.1%	31	36	+ 16.1%
Average Sales Price*	\$349,514	\$379,654	+ 8.6%	\$349,514	\$379,654	+ 8.6%
Median Sales Price*	\$340,000	\$360,000	+ 5.9%	\$340,000	\$360,000	+ 5.9%
Average Price Per Square Foot*	\$189.46	\$198.61	+ 4.8%	\$189.46	\$198.61	+ 4.8%
Percent of Original List Price Received*	98.3%	98.0%	- 0.3%	98.3%	98.0%	- 0.3%
Percent of Last List Price Received*	99.7%	98.9%	- 0.8%	99.7%	98.9%	- 0.8%
Days on Market Until Sale	22	20	- 9.1%	22	20	- 9.1%
New Listings	22	17	- 22.7%	22	17	- 22.7%
Median List Price of New Listings	\$302,950	\$297,900	- 1.7%	\$302,950	\$297,900	- 1.7%
Median List Price at Time of Sale	\$330,000	\$355,000	+ 7.6%	\$330,000	\$355,000	+ 7.6%
Inventory of Homes for Sale	14	11	- 21.4%	—	—	—
Months Supply of Inventory	0.4	0.3	- 25.0%	—	—	—

\* Does not account for sale concessions and/or downpayment assistance. | Percent changes are calculated using rounded figures and can sometimes look extreme due to small sample size.

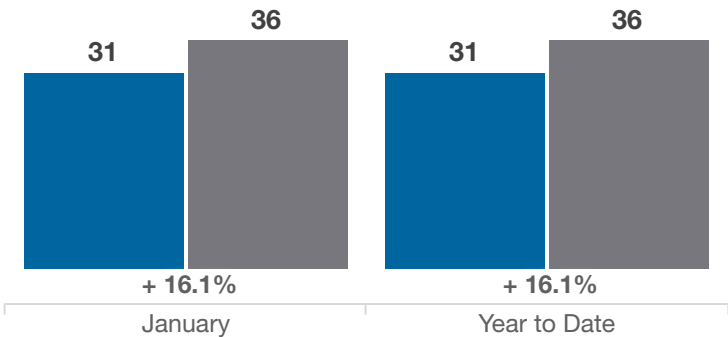
### Closed Sales

■ 2023 ■ 2024



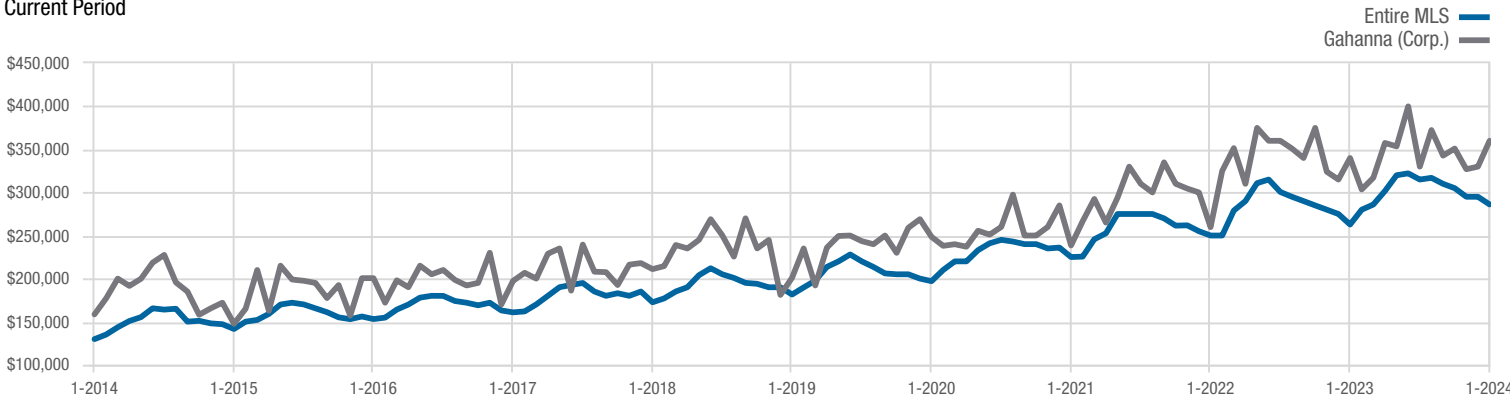
### In Contracts

■ 2023 ■ 2024



### Median Sales Price

Current Period



Each data point represents the median sales price in a given month.

# Local Market Update – January 2024

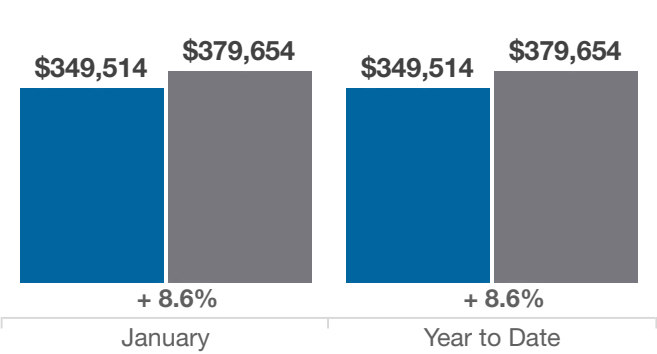
A RESEARCH TOOL PROVIDED BY THE COLUMBUS REALTORS®  
BASED ON RESIDENTIAL LISTING DATA ONLY



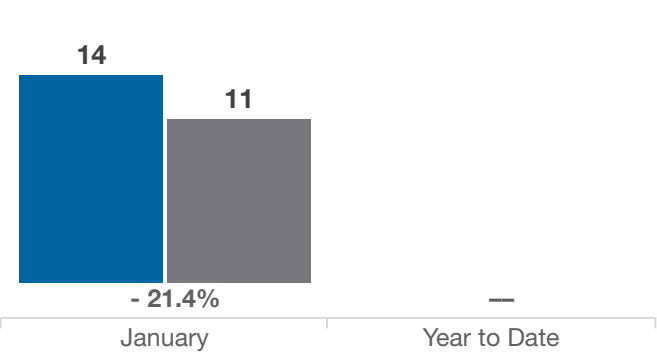
## Gahanna (Corp.)

Franklin County

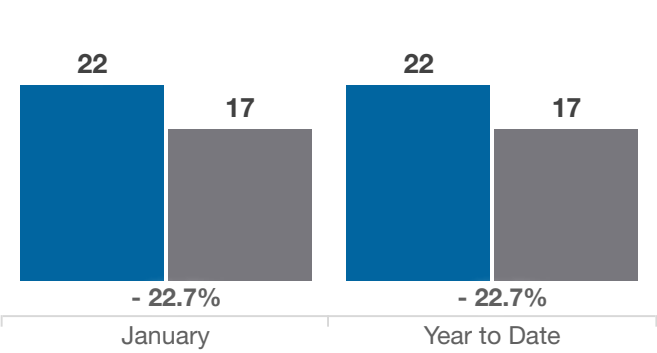
Average Sales Price



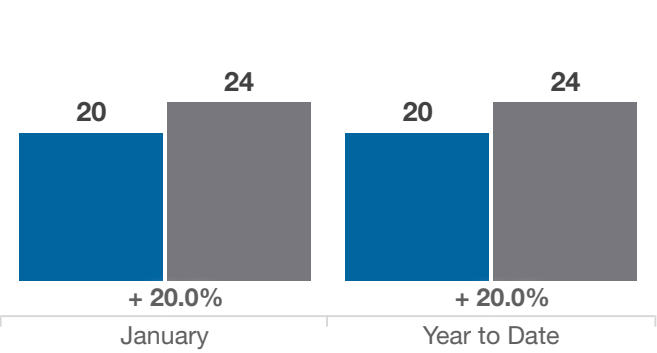
Inventory of Homes for Sale



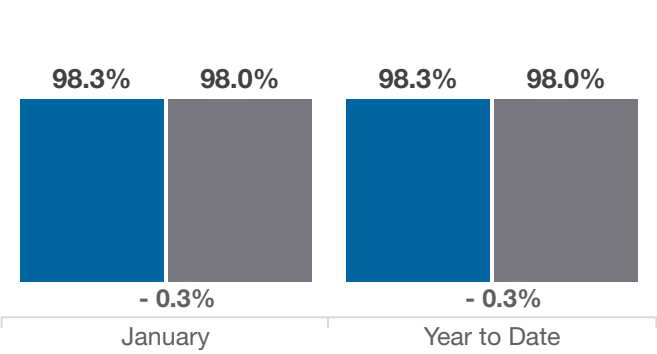
New Listings



Single Family Sales



Pct. Of Orig. List Price Received



Condo Sales

