

# Local Market Update – January 2024

A RESEARCH TOOL PROVIDED BY THE COLUMBUS REALTORS®  
BASED ON RESIDENTIAL LISTING DATA ONLY



## Granville Exempted Village School District

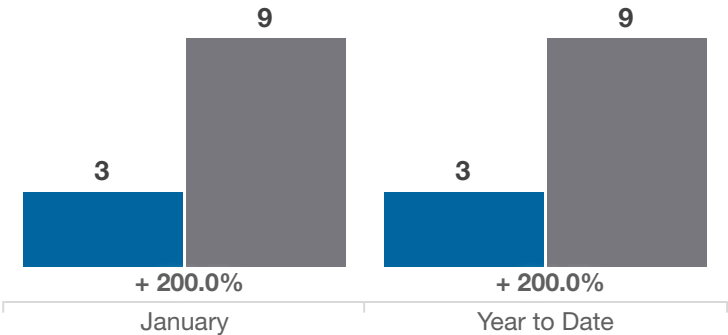
Licking County

Key Metrics	January			Year to Date		
	2023	2024	% Change	Thru 1-2023	Thru 1-2024	% Change
Closed Sales	3	9	+ 200.0%	3	9	+ 200.0%
In Contracts	10	10	0.0%	10	10	0.0%
Average Sales Price*	\$561,667	\$394,556	- 29.8%	\$561,667	\$394,556	- 29.8%
Median Sales Price*	\$500,000	\$378,000	- 24.4%	\$500,000	\$378,000	- 24.4%
Average Price Per Square Foot*	\$229.05	\$214.15	- 6.5%	\$229.05	\$214.15	- 6.5%
Percent of Original List Price Received*	98.1%	92.9%	- 5.3%	98.1%	92.9%	- 5.3%
Percent of Last List Price Received*	98.7%	97.3%	- 1.4%	98.7%	97.3%	- 1.4%
Days on Market Until Sale	38	56	+ 47.4%	38	56	+ 47.4%
New Listings	11	11	0.0%	11	11	0.0%
Median List Price of New Listings	\$420,000	\$550,000	+ 31.0%	\$420,000	\$550,000	+ 31.0%
Median List Price at Time of Sale	\$515,000	\$399,400	- 22.4%	\$515,000	\$399,400	- 22.4%
Inventory of Homes for Sale	10	19	+ 90.0%	—	—	—
Months Supply of Inventory	0.9	1.6	+ 77.8%	—	—	—

\* Does not account for sale concessions and/or downpayment assistance. | Percent changes are calculated using rounded figures and can sometimes look extreme due to small sample size.

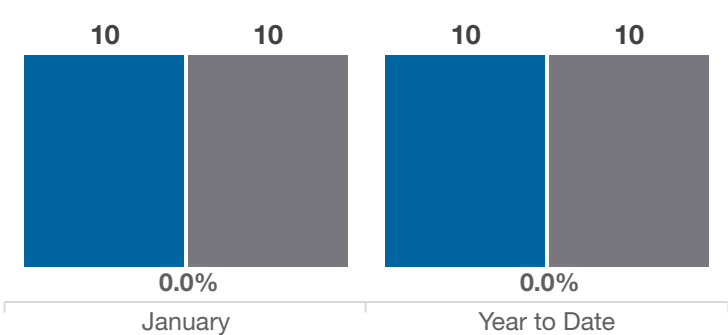
### Closed Sales

■ 2023 ■ 2024



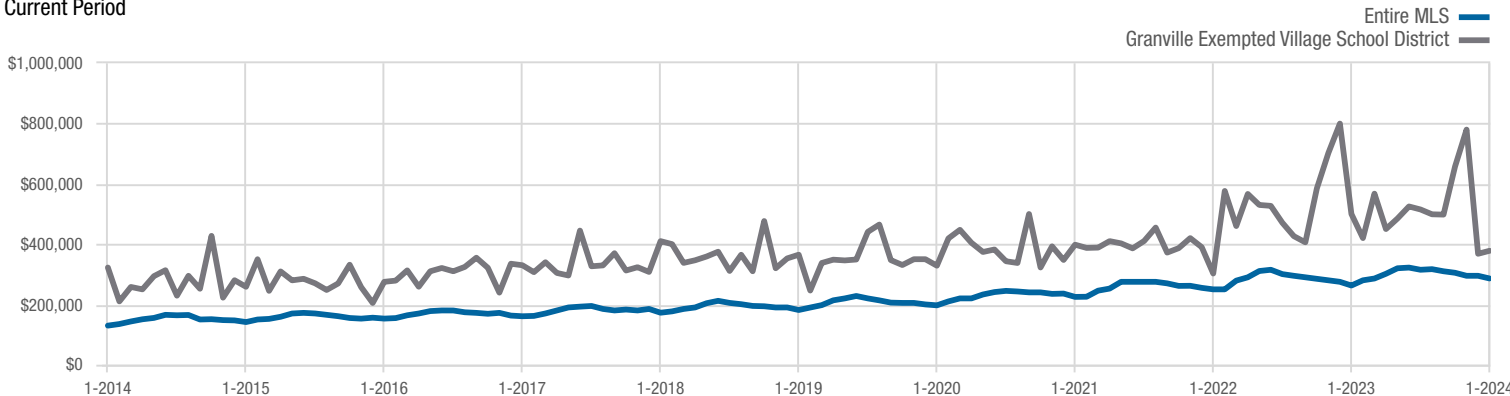
### In Contracts

■ 2023 ■ 2024



### Median Sales Price

Current Period



Each data point represents the median sales price in a given month.

# Local Market Update – January 2024

A RESEARCH TOOL PROVIDED BY THE COLUMBUS REALTORS®  
BASED ON RESIDENTIAL LISTING DATA ONLY



## Granville Exempted Village School District

Licking County

