

# Local Market Update – January 2024

A RESEARCH TOOL PROVIDED BY THE COLUMBUS REALTORS®  
BASED ON RESIDENTIAL LISTING DATA ONLY



## Hilliard City School District

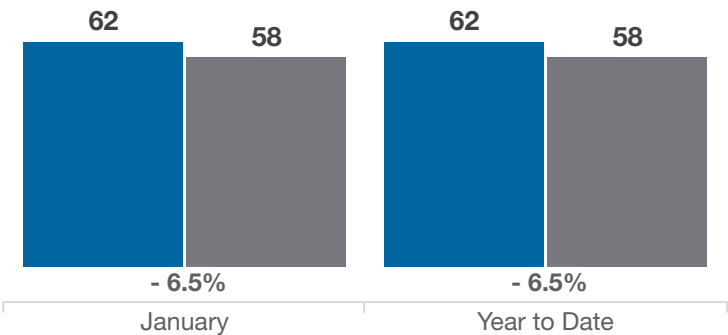
Franklin County

| Key Metrics                              | January   |           |          | Year to Date |             |          |
|------------------------------------------|-----------|-----------|----------|--------------|-------------|----------|
|                                          | 2023      | 2024      | % Change | Thru 1-2023  | Thru 1-2024 | % Change |
| Closed Sales                             | 62        | 58        | - 6.5%   | 62           | 58          | - 6.5%   |
| In Contracts                             | 87        | 89        | + 2.3%   | 87           | 89          | + 2.3%   |
| Average Sales Price*                     | \$370,078 | \$381,664 | + 3.1%   | \$370,078    | \$381,664   | + 3.1%   |
| Median Sales Price*                      | \$330,000 | \$364,500 | + 10.5%  | \$330,000    | \$364,500   | + 10.5%  |
| Average Price Per Square Foot*           | \$213.05  | \$219.40  | + 3.0%   | \$213.05     | \$219.40    | + 3.0%   |
| Percent of Original List Price Received* | 99.5%     | 98.5%     | - 1.0%   | 99.5%        | 98.5%       | - 1.0%   |
| Percent of Last List Price Received*     | 100.5%    | 99.6%     | - 0.9%   | 100.5%       | 99.6%       | - 0.9%   |
| Days on Market Until Sale                | 17        | 31        | + 82.4%  | 17           | 31          | + 82.4%  |
| New Listings                             | 58        | 70        | + 20.7%  | 58           | 70          | + 20.7%  |
| Median List Price of New Listings        | \$349,950 | \$377,000 | + 7.7%   | \$349,950    | \$377,000   | + 7.7%   |
| Median List Price at Time of Sale        | \$329,950 | \$368,950 | + 11.8%  | \$329,950    | \$368,950   | + 11.8%  |
| Inventory of Homes for Sale              | 58        | 72        | + 24.1%  | —            | —           | —        |
| Months Supply of Inventory               | 0.5       | 0.7       | + 40.0%  | —            | —           | —        |

\* Does not account for sale concessions and/or downpayment assistance. | Percent changes are calculated using rounded figures and can sometimes look extreme due to small sample size.

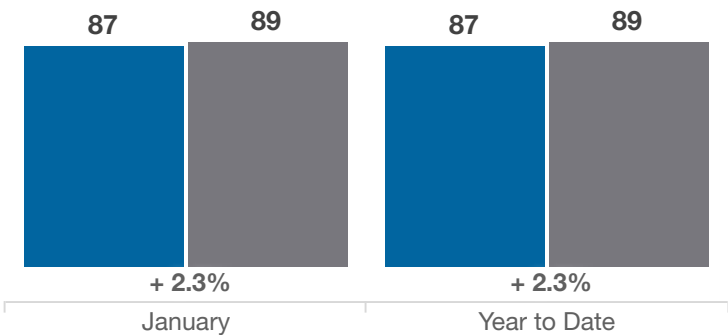
### Closed Sales

■ 2023 ■ 2024



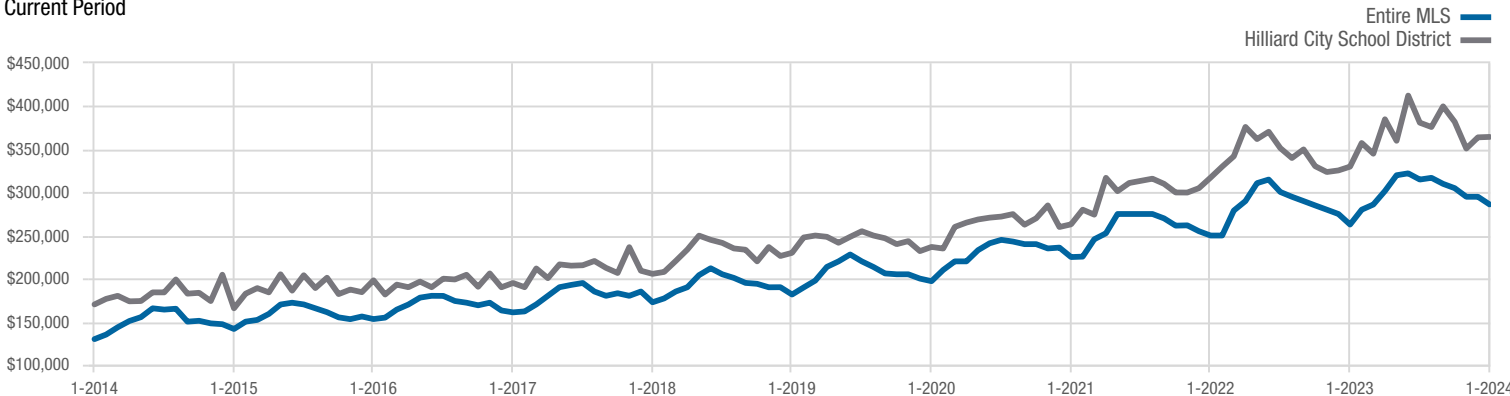
### In Contracts

■ 2023 ■ 2024



### Median Sales Price

Current Period



Each data point represents the median sales price in a given month.

# Local Market Update – January 2024

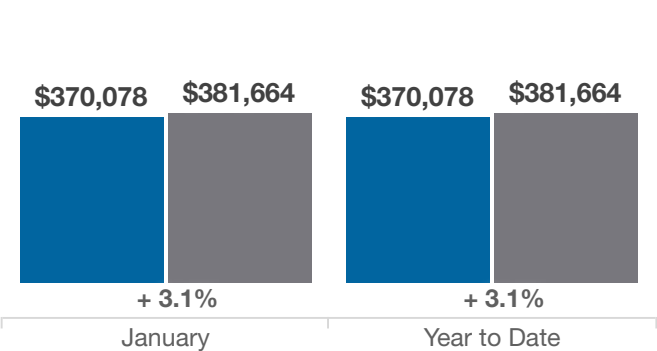
A RESEARCH TOOL PROVIDED BY THE COLUMBUS REALTORS®  
BASED ON RESIDENTIAL LISTING DATA ONLY



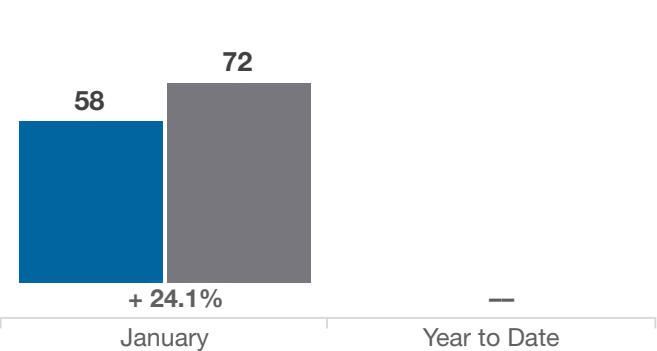
## Hilliard City School District

Franklin County

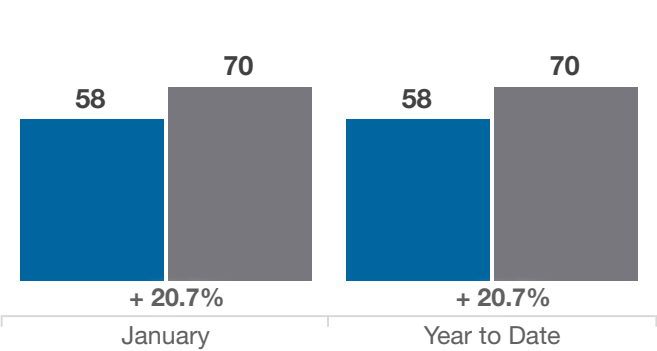
Average Sales Price



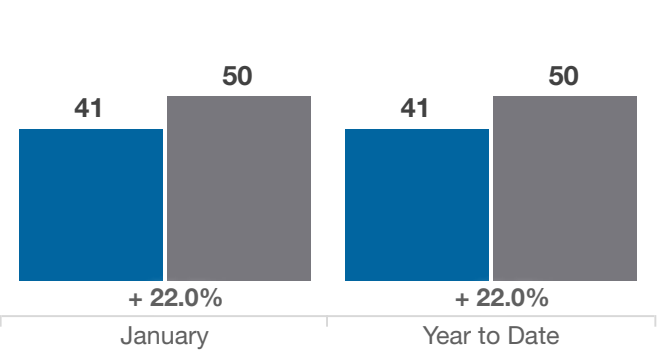
Inventory of Homes for Sale



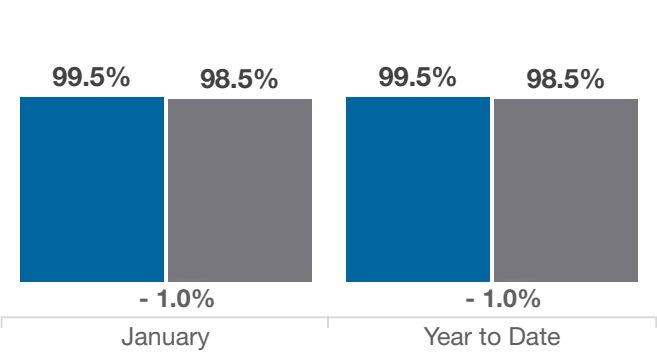
New Listings



Single Family Sales



Pct. Of Orig. List Price Received



Condo Sales

