

# Local Market Update – January 2024

A RESEARCH TOOL PROVIDED BY THE COLUMBUS REALTORS®  
BASED ON RESIDENTIAL LISTING DATA ONLY



## Jonathan Alder Local School District (Plain City)

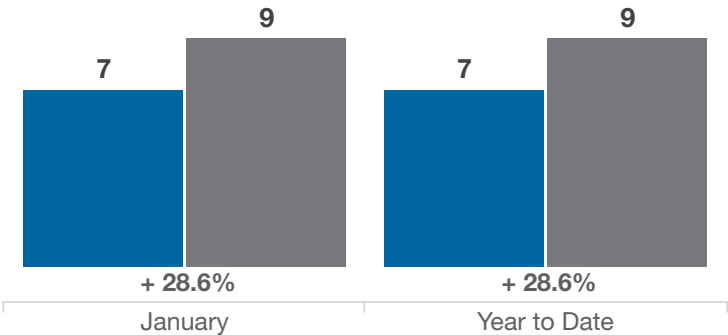
Madison and Union Counties

Key Metrics	January			Year to Date		
	2023	2024	% Change	Thru 1-2023	Thru 1-2024	% Change
Closed Sales	7	9	+ 28.6%	7	9	+ 28.6%
In Contracts	17	16	- 5.9%	17	16	- 5.9%
Average Sales Price*	\$376,450	\$248,220	- 34.1%	\$376,450	\$248,220	- 34.1%
Median Sales Price*	\$446,250	\$265,000	- 40.6%	\$446,250	\$265,000	- 40.6%
Average Price Per Square Foot*	\$163.35	\$143.58	- 12.1%	\$163.35	\$143.58	- 12.1%
Percent of Original List Price Received*	94.4%	107.0%	+ 13.3%	94.4%	107.0%	+ 13.3%
Percent of Last List Price Received*	96.0%	111.0%	+ 15.6%	96.0%	111.0%	+ 15.6%
Days on Market Until Sale	42	38	- 9.5%	42	38	- 9.5%
New Listings	8	30	+ 275.0%	8	30	+ 275.0%
Median List Price of New Listings	\$413,085	\$467,400	+ 13.1%	\$413,085	\$467,400	+ 13.1%
Median List Price at Time of Sale	\$429,900	\$249,500	- 42.0%	\$429,900	\$249,500	- 42.0%
Inventory of Homes for Sale	20	34	+ 70.0%	—	—	—
Months Supply of Inventory	1.5	2.6	+ 73.3%	—	—	—

\* Does not account for sale concessions and/or downpayment assistance. | Percent changes are calculated using rounded figures and can sometimes look extreme due to small sample size.

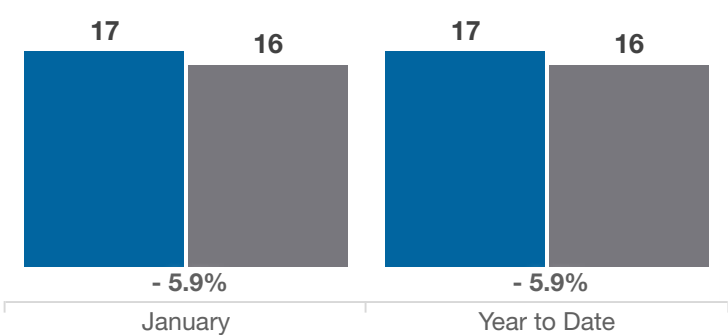
### Closed Sales

■ 2023 ■ 2024



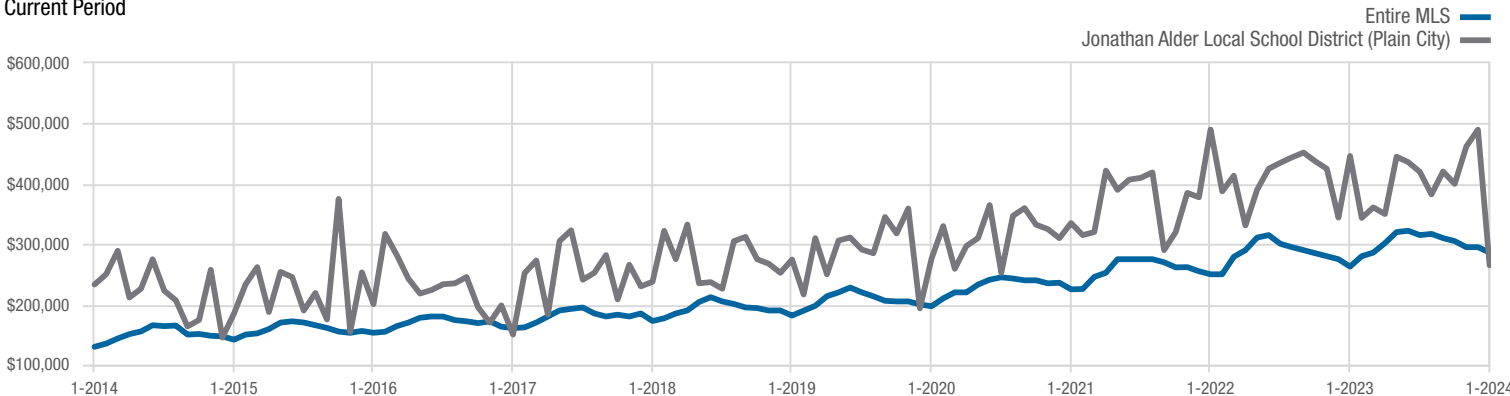
### In Contracts

■ 2023 ■ 2024



### Median Sales Price

Current Period



Each data point represents the median sales price in a given month.

# Local Market Update – January 2024

A RESEARCH TOOL PROVIDED BY THE COLUMBUS REALTORS®  
BASED ON RESIDENTIAL LISTING DATA ONLY



## Jonathan Alder Local School District (Plain City)

Madison and Union Counties

