

Local Market Update – January 2024

A RESEARCH TOOL PROVIDED BY THE COLUMBUS REALTORS®
BASED ON RESIDENTIAL LISTING DATA ONLY



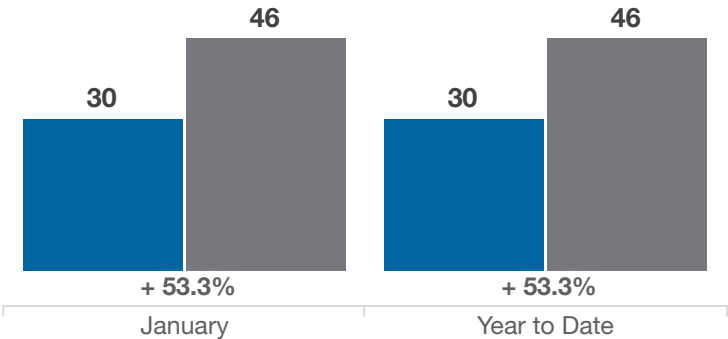
Marion County

Key Metrics	January			Year to Date		
	2023	2024	% Change	Thru 1-2023	Thru 1-2024	% Change
Closed Sales	30	46	+ 53.3%	30	46	+ 53.3%
In Contracts	51	63	+ 23.5%	51	63	+ 23.5%
Average Sales Price*	\$139,721	\$146,345	+ 4.7%	\$139,721	\$146,345	+ 4.7%
Median Sales Price*	\$134,250	\$125,910	- 6.2%	\$134,250	\$125,910	- 6.2%
Average Price Per Square Foot*	\$103.87	\$106.28	+ 2.3%	\$103.87	\$106.28	+ 2.3%
Percent of Original List Price Received*	92.3%	93.2%	+ 1.0%	92.3%	93.2%	+ 1.0%
Percent of Last List Price Received*	94.4%	97.4%	+ 3.2%	94.4%	97.4%	+ 3.2%
Days on Market Until Sale	33	31	- 6.1%	33	31	- 6.1%
New Listings	36	66	+ 83.3%	36	66	+ 83.3%
Median List Price of New Listings	\$136,950	\$132,500	- 3.2%	\$136,950	\$132,500	- 3.2%
Median List Price at Time of Sale	\$139,450	\$130,000	- 6.8%	\$139,450	\$130,000	- 6.8%
Inventory of Homes for Sale	64	89	+ 39.1%	—	—	—
Months Supply of Inventory	1.2	1.6	+ 33.3%	—	—	—

* Does not account for sale concessions and/or downpayment assistance. | Percent changes are calculated using rounded figures and can sometimes look extreme due to small sample size.

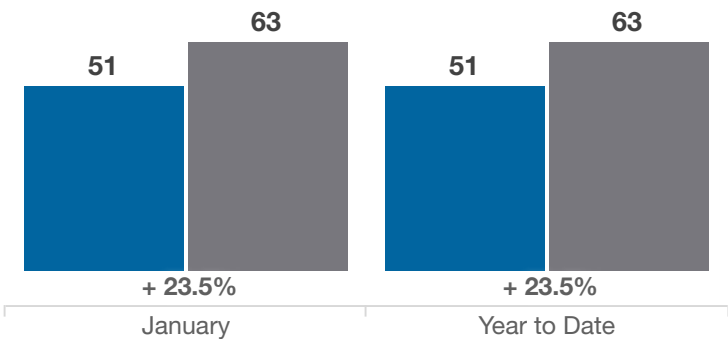
Closed Sales

■ 2023 ■ 2024



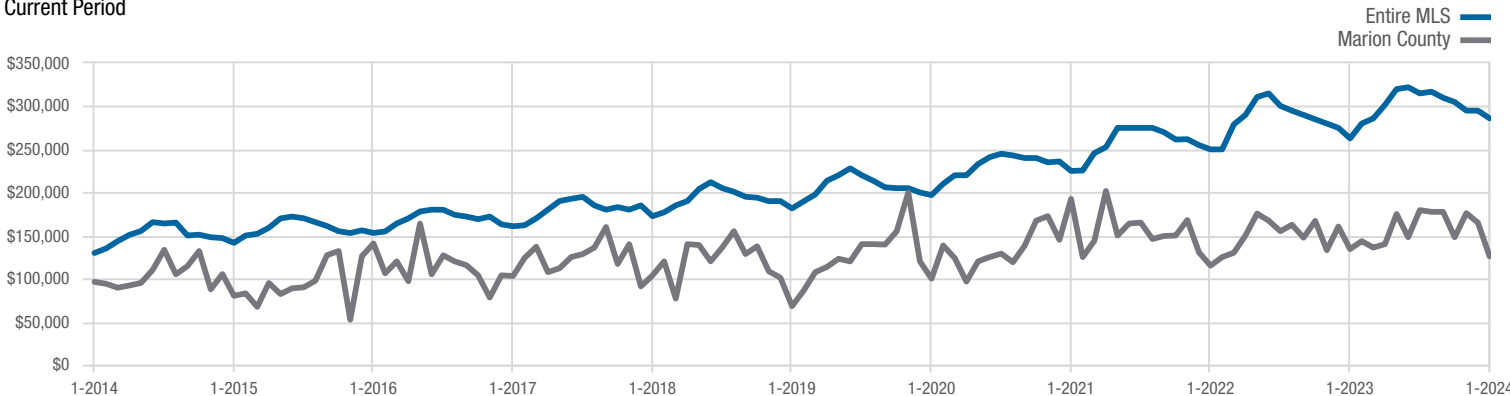
In Contracts

■ 2023 ■ 2024



Median Sales Price

Current Period



Each data point represents the median sales price in a given month.

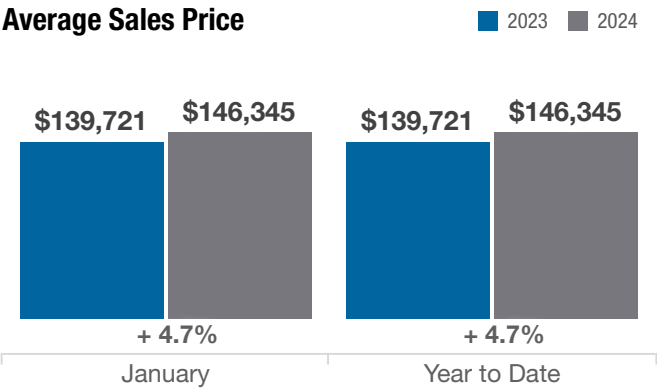
Local Market Update – January 2024

A RESEARCH TOOL PROVIDED BY THE COLUMBUS REALTORS®
BASED ON RESIDENTIAL LISTING DATA ONLY

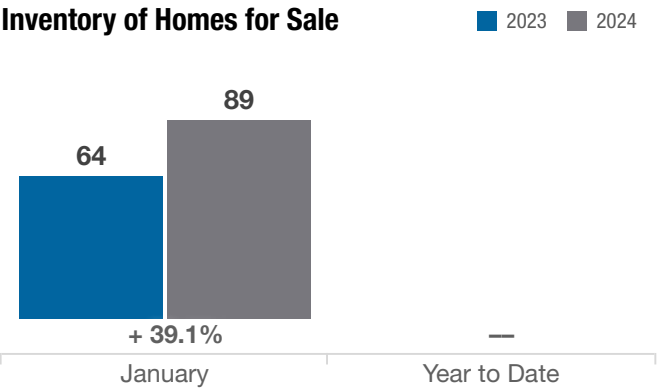


Marion County

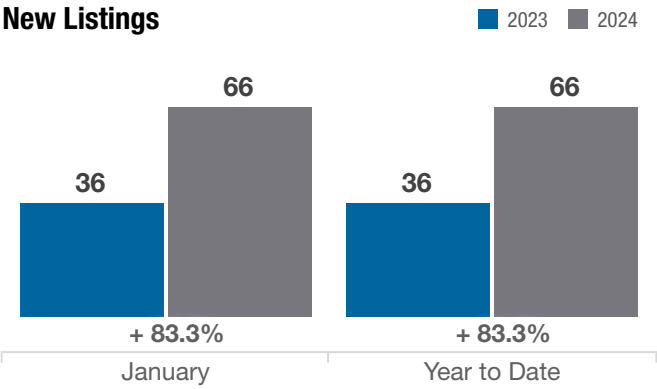
Average Sales Price



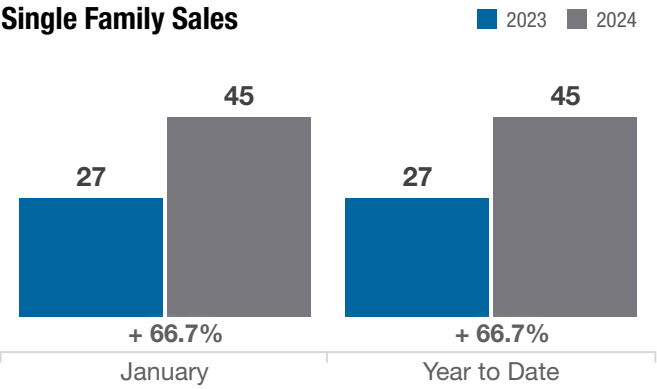
Inventory of Homes for Sale



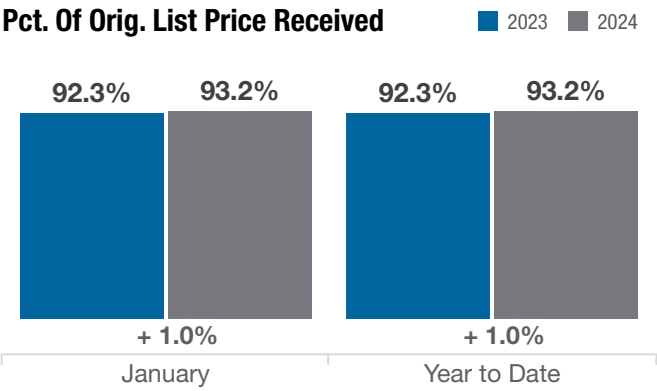
New Listings



Single Family Sales



Pct. Of Orig. List Price Received



Condo Sales

