

# Local Market Update – January 2024

A RESEARCH TOOL PROVIDED BY THE COLUMBUS REALTORS®  
BASED ON RESIDENTIAL LISTING DATA ONLY



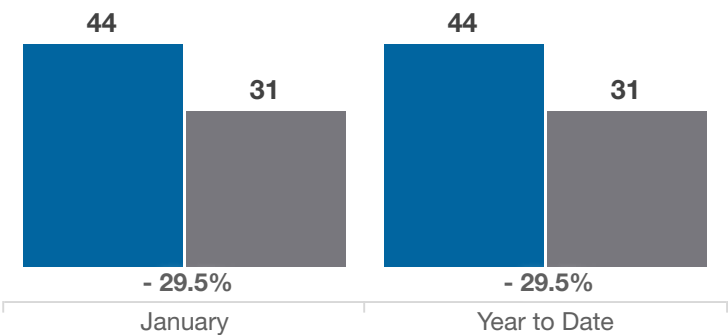
## Union County

Key Metrics	January			Year to Date		
	2023	2024	% Change	Thru 1-2023	Thru 1-2024	% Change
Closed Sales	44	31	- 29.5%	44	31	- 29.5%
In Contracts	73	62	- 15.1%	73	62	- 15.1%
Average Sales Price*	\$466,662	\$485,047	+ 3.9%	\$466,662	\$485,047	+ 3.9%
Median Sales Price*	\$484,950	\$405,000	- 16.5%	\$484,950	\$405,000	- 16.5%
Average Price Per Square Foot*	\$186.23	\$192.78	+ 3.5%	\$186.23	\$192.78	+ 3.5%
Percent of Original List Price Received*	97.8%	100.6%	+ 2.9%	97.8%	100.6%	+ 2.9%
Percent of Last List Price Received*	98.8%	102.3%	+ 3.5%	98.8%	102.3%	+ 3.5%
Days on Market Until Sale	21	40	+ 90.5%	21	40	+ 90.5%
New Listings	54	56	+ 3.7%	54	56	+ 3.7%
Median List Price of New Listings	\$474,530	\$484,020	+ 2.0%	\$474,530	\$484,020	+ 2.0%
Median List Price at Time of Sale	\$479,900	\$375,000	- 21.9%	\$479,900	\$375,000	- 21.9%
Inventory of Homes for Sale	77	92	+ 19.5%	—	—	—
Months Supply of Inventory	1.1	1.4	+ 27.3%	—	—	—

\* Does not account for sale concessions and/or downpayment assistance. | Percent changes are calculated using rounded figures and can sometimes look extreme due to small sample size.

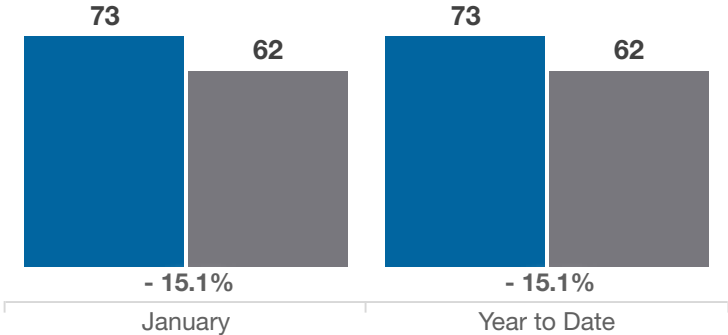
### Closed Sales

■ 2023 ■ 2024



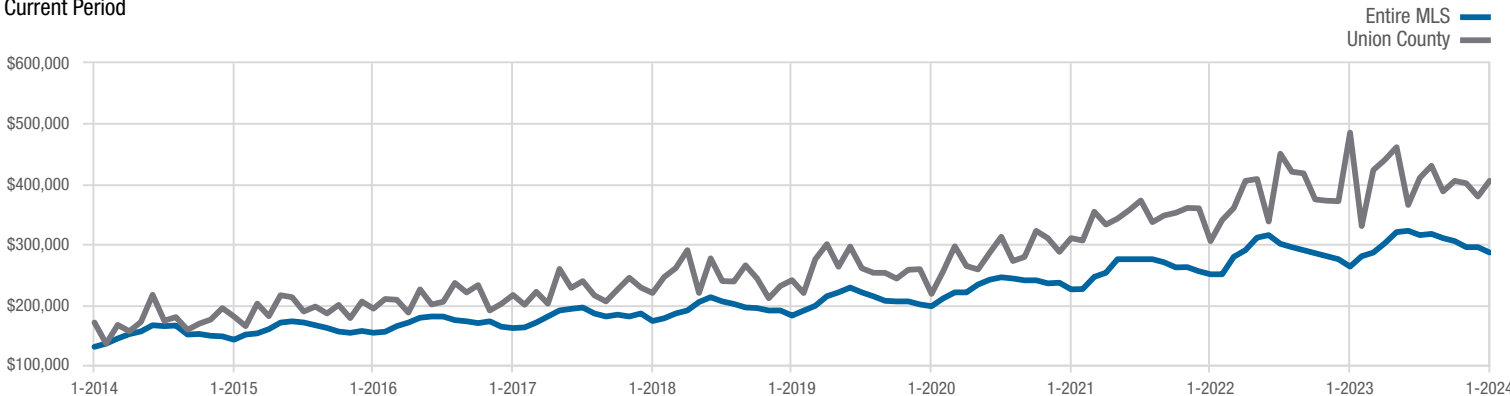
### In Contracts

■ 2023 ■ 2024



### Median Sales Price

Current Period



Each data point represents the median sales price in a given month.

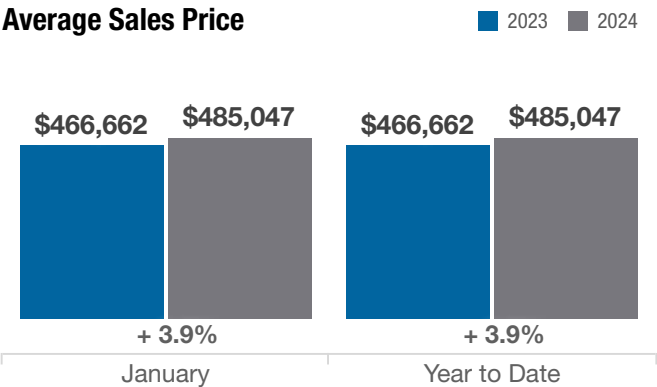
# Local Market Update – January 2024

A RESEARCH TOOL PROVIDED BY THE COLUMBUS REALTORS®  
BASED ON RESIDENTIAL LISTING DATA ONLY

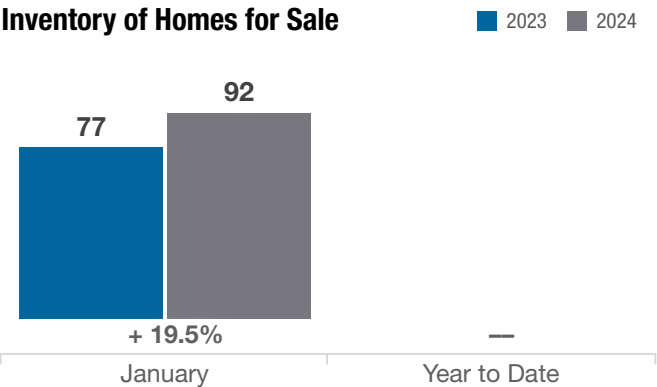


## Union County

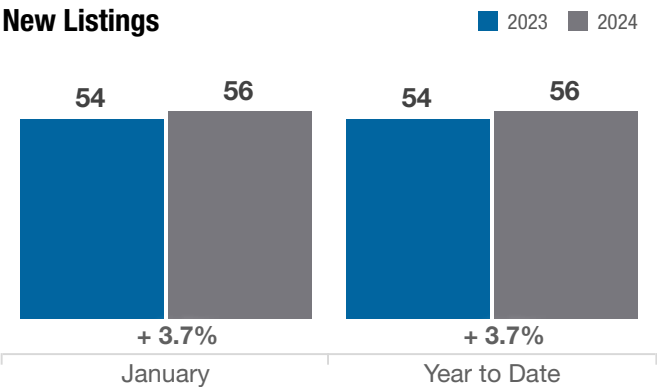
Average Sales Price



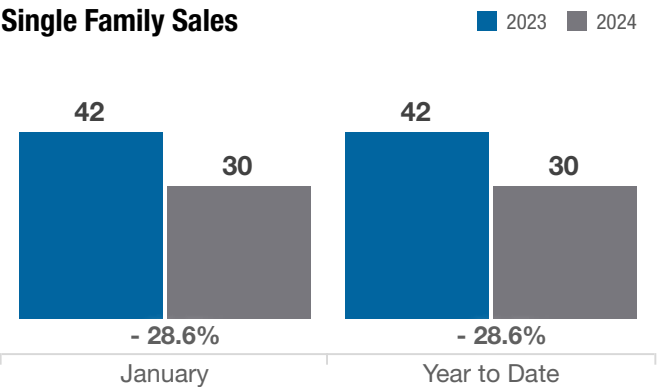
Inventory of Homes for Sale



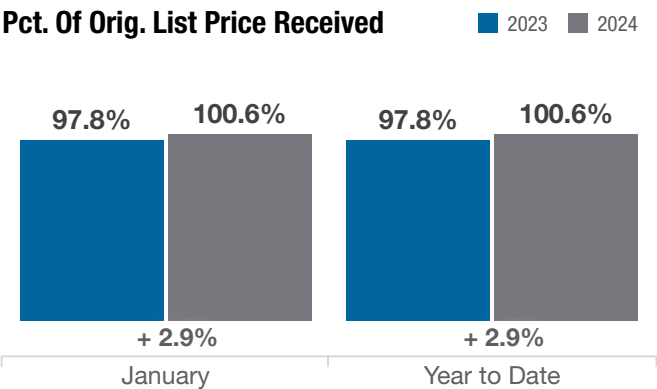
New Listings



Single Family Sales



Pct. Of Orig. List Price Received



Condo Sales

