

# Local Market Update – January 2024

A RESEARCH TOOL PROVIDED BY THE COLUMBUS REALTORS®  
BASED ON RESIDENTIAL LISTING DATA ONLY



## Washington Court House City School District

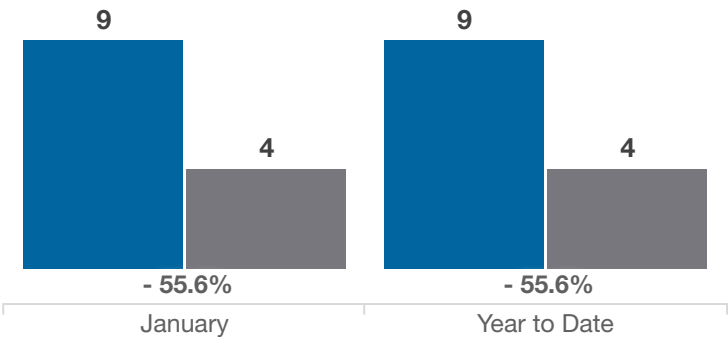
Fayette County

Key Metrics	January			Year to Date		
	2023	2024	% Change	Thru 1-2023	Thru 1-2024	% Change
Closed Sales	9	4	- 55.6%	9	4	- 55.6%
In Contracts	15	16	+ 6.7%	15	16	+ 6.7%
Average Sales Price*	\$195,456	\$112,175	- 42.6%	\$195,456	\$112,175	- 42.6%
Median Sales Price*	\$169,900	\$114,450	- 32.6%	\$169,900	\$114,450	- 32.6%
Average Price Per Square Foot*	\$117.85	\$111.62	- 5.3%	\$117.85	\$111.62	- 5.3%
Percent of Original List Price Received*	97.1%	87.0%	- 10.4%	97.1%	87.0%	- 10.4%
Percent of Last List Price Received*	98.1%	96.4%	- 1.7%	98.1%	96.4%	- 1.7%
Days on Market Until Sale	37	58	+ 56.8%	37	58	+ 56.8%
New Listings	22	14	- 36.4%	22	14	- 36.4%
Median List Price of New Listings	\$153,750	\$164,700	+ 7.1%	\$153,750	\$164,700	+ 7.1%
Median List Price at Time of Sale	\$169,900	\$121,950	- 28.2%	\$169,900	\$121,950	- 28.2%
Inventory of Homes for Sale	26	20	- 23.1%	—	—	—
Months Supply of Inventory	1.8	1.4	- 22.2%	—	—	—

\* Does not account for sale concessions and/or downpayment assistance. | Percent changes are calculated using rounded figures and can sometimes look extreme due to small sample size.

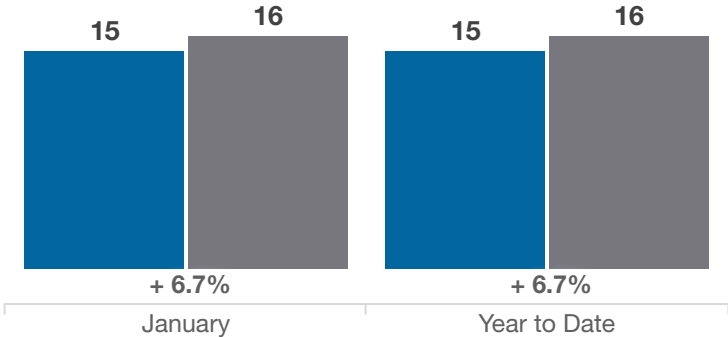
### Closed Sales

■ 2023 ■ 2024



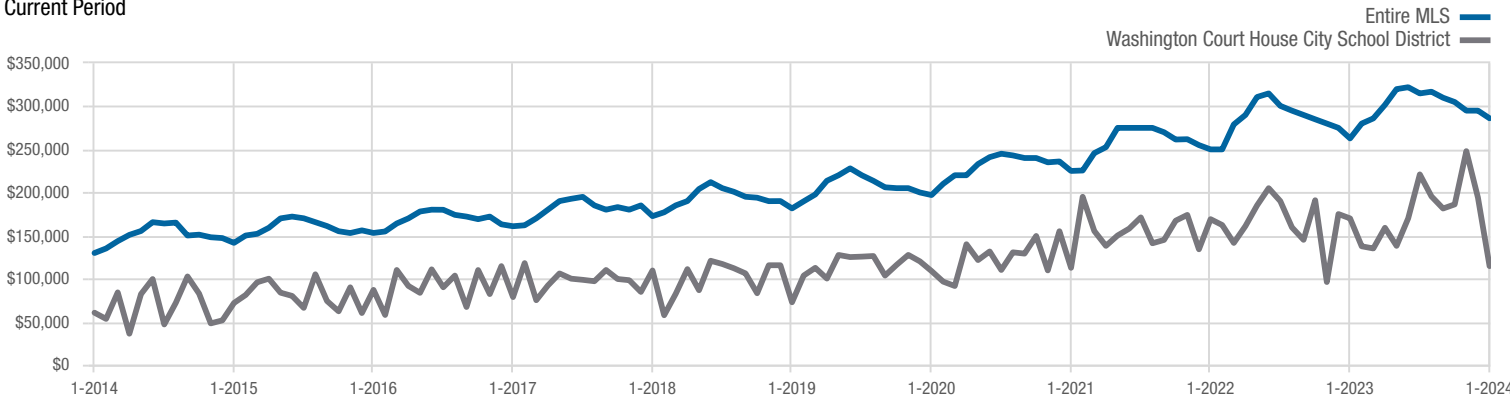
### In Contracts

■ 2023 ■ 2024



### Median Sales Price

Current Period



Each data point represents the median sales price in a given month.

# Local Market Update – January 2024

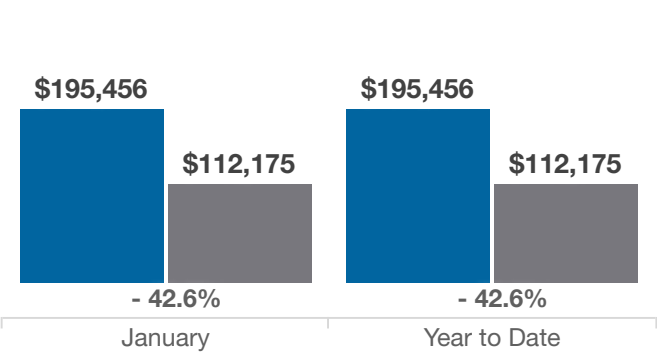
A RESEARCH TOOL PROVIDED BY THE COLUMBUS REALTORS®  
BASED ON RESIDENTIAL LISTING DATA ONLY



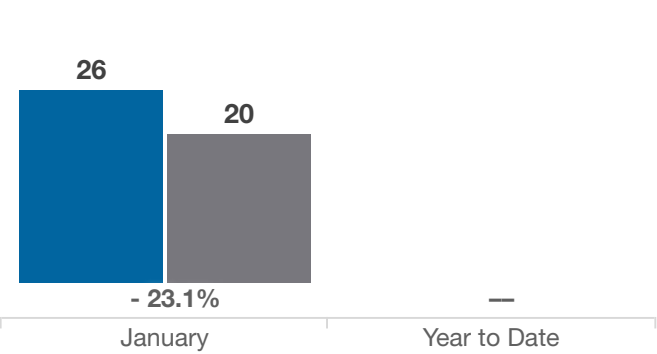
## Washington Court House City School District

Fayette County

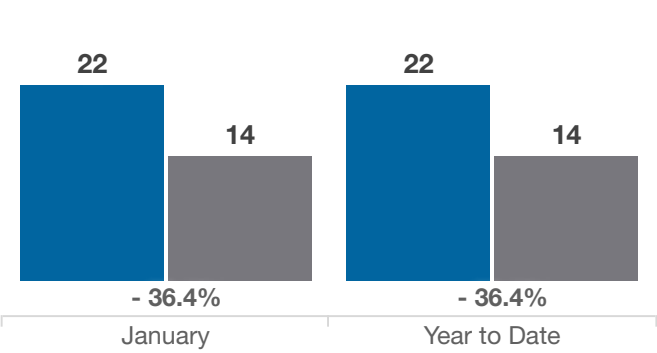
Average Sales Price



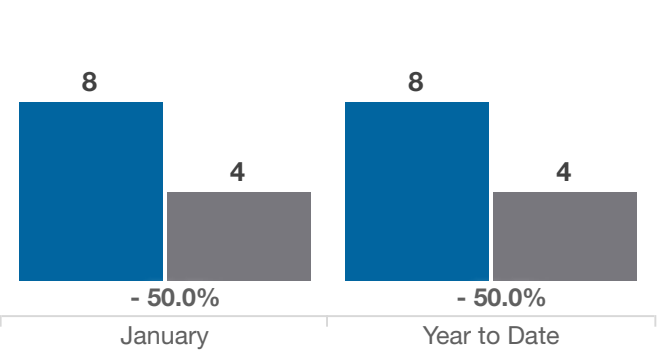
Inventory of Homes for Sale



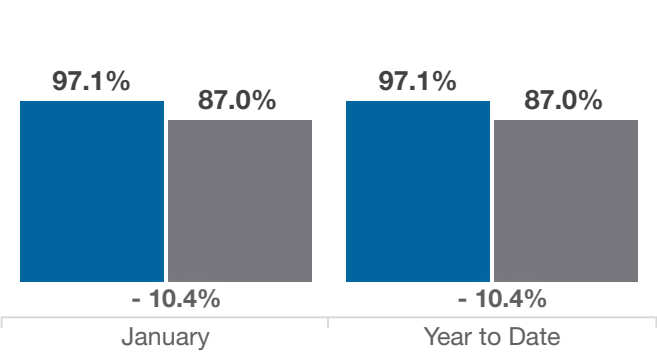
New Listings



Single Family Sales



Pct. Of Orig. List Price Received



Condo Sales

