

# Local Market Update – January 2024

A RESEARCH TOOL PROVIDED BY THE COLUMBUS REALTORS®  
BASED ON RESIDENTIAL LISTING DATA ONLY



## Whitehall (Corp.)

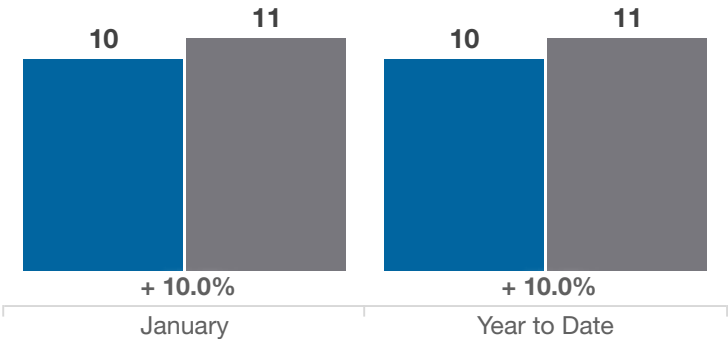
Franklin County

Key Metrics	January			Year to Date		
	2023	2024	% Change	Thru 1-2023	Thru 1-2024	% Change
Closed Sales	10	11	+ 10.0%	10	11	+ 10.0%
In Contracts	8	13	+ 62.5%	8	13	+ 62.5%
Average Sales Price*	\$160,900	\$177,988	+ 10.6%	\$160,900	\$177,988	+ 10.6%
Median Sales Price*	\$169,500	\$190,000	+ 12.1%	\$169,500	\$190,000	+ 12.1%
Average Price Per Square Foot*	\$145.05	\$161.99	+ 11.7%	\$145.05	\$161.99	+ 11.7%
Percent of Original List Price Received*	95.0%	103.5%	+ 8.9%	95.0%	103.5%	+ 8.9%
Percent of Last List Price Received*	98.3%	103.6%	+ 5.4%	98.3%	103.6%	+ 5.4%
Days on Market Until Sale	35	10	- 71.4%	35	10	- 71.4%
New Listings	8	17	+ 112.5%	8	17	+ 112.5%
Median List Price of New Listings	\$188,900	\$220,000	+ 16.5%	\$188,900	\$220,000	+ 16.5%
Median List Price at Time of Sale	\$169,450	\$195,000	+ 15.1%	\$169,450	\$195,000	+ 15.1%
Inventory of Homes for Sale	10	15	+ 50.0%	—	—	—
Months Supply of Inventory	0.7	1.4	+ 100.0%	—	—	—

\* Does not account for sale concessions and/or downpayment assistance. | Percent changes are calculated using rounded figures and can sometimes look extreme due to small sample size.

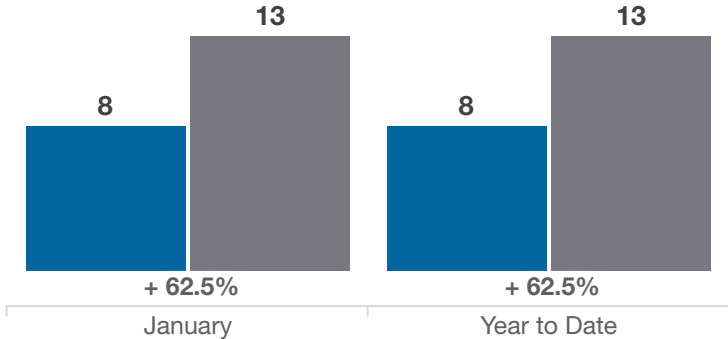
### Closed Sales

■ 2023 ■ 2024



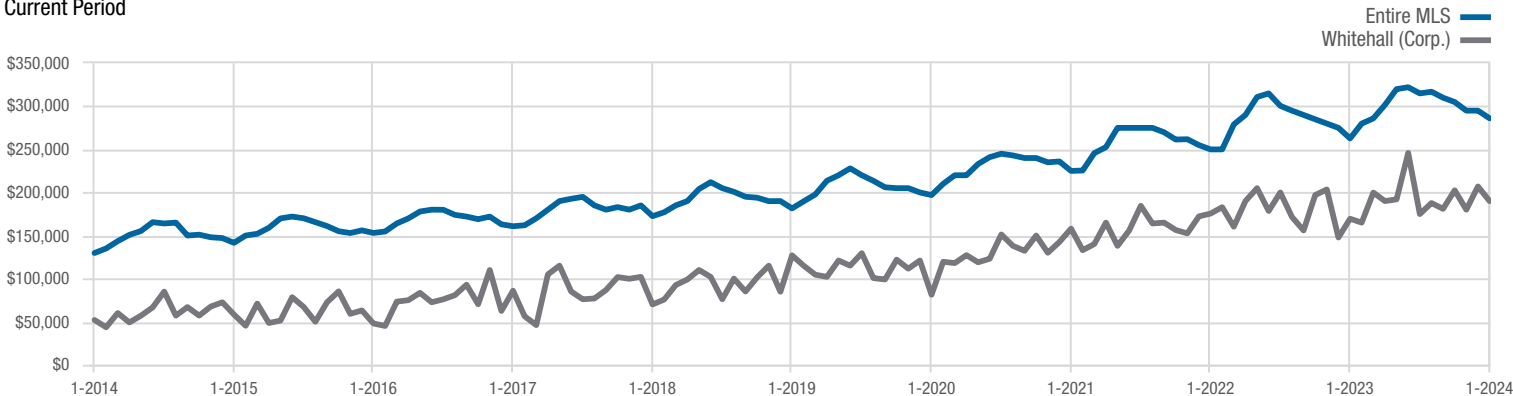
### In Contracts

■ 2023 ■ 2024



### Median Sales Price

Current Period



Each data point represents the median sales price in a given month.

# Local Market Update – January 2024

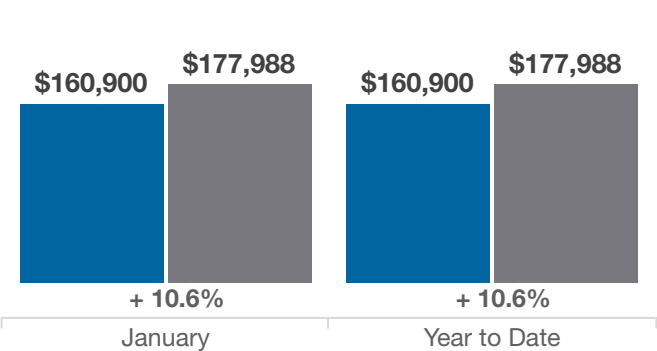
A RESEARCH TOOL PROVIDED BY THE COLUMBUS REALTORS®  
BASED ON RESIDENTIAL LISTING DATA ONLY



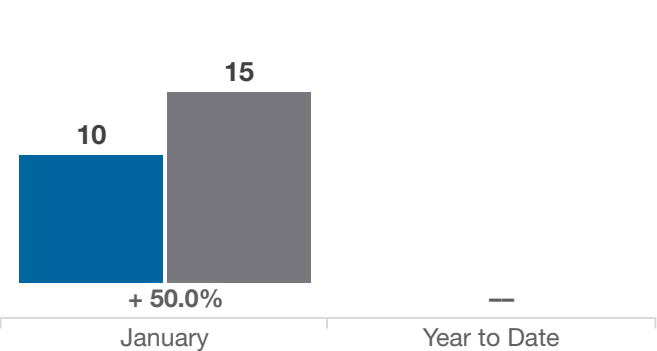
## Whitehall (Corp.)

Franklin County

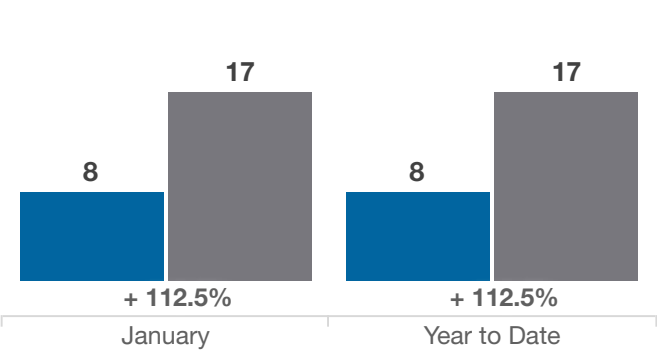
Average Sales Price



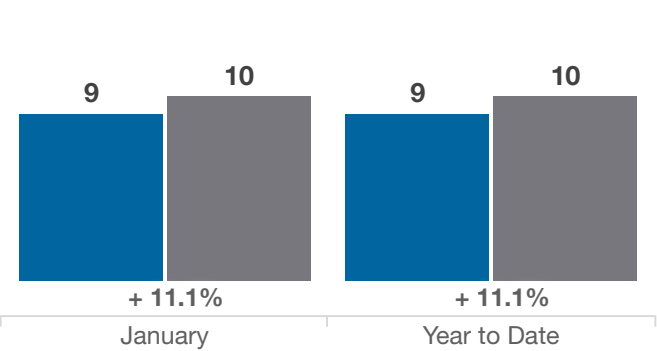
Inventory of Homes for Sale



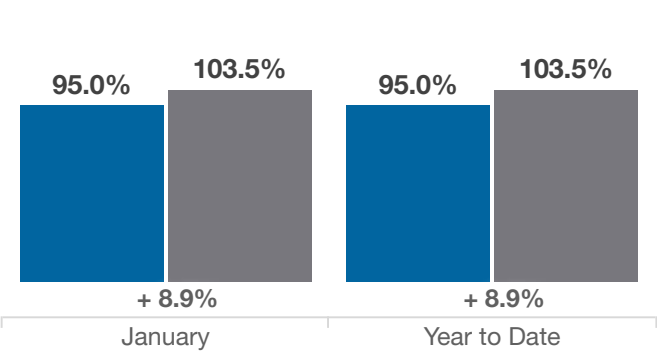
New Listings



Single Family Sales



Pct. Of Orig. List Price Received



Condo Sales

